



## INDEPENDENT AUDITORS' REPORT

Board of Trustees  
University of Louisville and Affiliated Corporations  
Louisville, Kentucky

### Report on the Audit of the Financial Statements

#### ***Opinions***

We have audited the accompanying financial statements of the business-type activities, the aggregate discretely presented component units of the University of Louisville and Affiliated Corporations (the University), collectively a component unit of the Commonwealth of Kentucky, as of and for the years ended June 30, 2022 and 2021, and the related notes to the financial statements, which collectively comprise the University of Louisville's basic financial statements as listed in the table of contents.

In our opinion, based on our audits and the reports of the other auditors, the financial statements referred to above present fairly, in all material respects, the respective financial position of the business-type activities and the aggregate discretely presented component units of the University, collectively a component unit of the Commonwealth of Kentucky, as of June 30, 2022 and 2021, and the respective changes in financial position, and, where applicable, cash flows thereof for the year then ended in accordance with accounting principles generally accepted in the United States of America.

We did not audit the financial statements of the University of Louisville Health, Inc. (UofL Health), the University of Louisville Real Estate Foundation, Inc. (ULREF) and University of Louisville Foundation, Inc. and Affiliates (the Foundation), which comprise the aggregate discretely presented component units of the University as of June 30, 2022 and 2021. Those statements were audited by other auditors whose reports thereon have been provided to us, and our opinion on the financial statements, insofar as it relates to the amounts included for UofL Health, ULREF and the Foundation is based solely on the reports of the other auditors. The financial statements of UofL Health, ULREF and the Foundation were not audited in accordance with *Government Auditing Standards*.

#### ***Basis for Opinions***

We conducted our audits in accordance with auditing standards generally accepted in the United States of America (GAAS) and the standards applicable to financial audits contained in *Government Auditing Standards*, issued by the Comptroller General of the United States. Our responsibilities under those standards are further described in the *Auditors' Responsibilities for the Audit of the Financial Statements* section of our report. We are required to be independent of the University of Louisville and to meet our other ethical responsibilities, in accordance with the relevant ethical requirements relating to our audits. We believe that the audit evidence we have obtained is sufficient and appropriate to provide a basis for our audit opinions.

***Emphasis of a Matter***

As disclosed in Note 1, the University implemented the provisions of Governmental Accounting Standards Board Statement No. 87 – Leases. The Standard requires lessees to recognize a right-to-use lease asset and corresponding lease liability and lessors to recognize a lease receivable and corresponding deferred inflow of resources for all leases with lease terms greater than twelve months. Our opinion is not modified with respect to this matter.

***Responsibilities of Management for the Financial Statements***

Management is responsible for the preparation and fair presentation of the financial statements in accordance with accounting principles generally accepted in the United States of America, and for the design, implementation, and maintenance of internal control relevant to the preparation and fair presentation of financial statements that are free from material misstatement, whether due to fraud or error.

In preparing the financial statements, management is required to evaluate whether there are conditions or events, considered in the aggregate, that raise substantial doubt about the University of Louisville’s ability to continue as a going concern for twelve months beyond the financial statement date, including any currently known information that may raise substantial doubt shortly thereafter.

***Auditors’ Responsibilities for the Audit of the Financial Statements***

Our objectives are to obtain reasonable assurance about whether the financial statements as a whole are free from material misstatement, whether due to fraud or error, and to issue an auditors’ report that includes our opinions. Reasonable assurance is a high level of assurance but is not absolute assurance and therefore is not a guarantee that an audit conducted in accordance with GAAS and *Government Auditing Standards* will always detect a material misstatement when it exists. The risk of not detecting a material misstatement resulting from fraud is higher than for one resulting from error, as fraud may involve collusion, forgery, intentional omissions, misrepresentations, or the override of internal control. Misstatements are considered material if there is a substantial likelihood that, individually or in the aggregate, they would influence the judgment made by a reasonable user based on the financial statements.

In performing an audit in accordance with GAAS and *Government Auditing Standards*, we:

- Exercise professional judgment and maintain professional skepticism throughout the audit.
- Identify and assess the risks of material misstatement of the financial statements, whether due to fraud or error, and design and perform audit procedures responsive to those risks. Such procedures include examining, on a test basis, evidence regarding the amounts and disclosures in the financial statements.
- Obtain an understanding of internal control relevant to the audit in order to design audit procedures that are appropriate in the circumstances, but not for the purpose of expressing an opinion on the effectiveness of University of Louisville’s internal control. Accordingly, no such opinion is expressed.

- Evaluate the appropriateness of accounting policies used and the reasonableness of significant accounting estimates made by management, as well as evaluate the overall presentation of the financial statements.
- Conclude whether, in our judgment, there are conditions or events, considered in the aggregate, that raise substantial doubt about University of Louisville's ability to continue as a going concern for a reasonable period of time.

We are required to communicate with those charged with governance regarding, among other matters, the planned scope and timing of the audit, significant audit findings, and certain internal control related matters that we identified during the audit.

***Required Supplementary Information***

Accounting principles generally accepted in the United States of America require that the Management's Discussion Analysis on pages 4 through 16 and the Post-employment Benefit Information on page 74 be presented to supplement the basic financial statements. Such information is the responsibility of management and, although not a part of the basic financial statements, is required by the Governmental Accounting Standards Board who considers it to be an essential part of financial reporting for placing the basic financial statements in an appropriate operational, economic, or historical context. We have applied certain limited procedures to the required supplementary information in accordance with GAAS, which consisted of inquiries of management about the methods of preparing the information and comparing the information for consistency with management's responses to our inquiries, the basic financial statements, and other knowledge we obtained during our audit of the basic financial statements. We do not express an opinion or provide any assurance on the information because the limited procedures do not provide us with sufficient evidence to express an opinion or provide any assurance.

***Other Reporting Required by Government Auditing Standards***

In accordance with *Government Auditing Standards*, we have also issued our report dated October 31, 2022, on our consideration of the University of Louisville's internal control over financial reporting and on our tests of its compliance with certain provisions of laws, regulations, contracts, and grant agreements and other matters. The purpose of that report is solely to describe the scope of our testing of internal control over financial reporting and compliance and the results of that testing, and not to provide an opinion on the effectiveness of the University of Louisville's internal control over financial reporting or on compliance. That report is an integral part of an audit performed in accordance with *Government Auditing Standards* in considering University of Louisville's internal control over financial reporting and compliance.



**CliftonLarsonAllen LLP**

St. Louis, Missouri  
October 31, 2022

**UNIVERSITY OF LOUISVILLE AND AFFILIATED CORPORATIONS**  
**A Component Unit of the Commonwealth of Kentucky**  
**Management's Discussion and Analysis (Unaudited)**  
**For the Years Ended June 30, 2022 and 2021**

**Introduction**

The following discussion and analysis provides an overview of the financial position and activities of the University of Louisville and Affiliated Corporations (the University) for the years ended June 30, 2022 and 2021. Comparative information for the year ended June 30, 2020 has been provided where applicable. The affiliated corporations include the University of Louisville Research Foundation, Inc. (Research Foundation) and the University of Louisville Athletic Association (Association), both blended component units of the University. The University of Louisville Foundation, Inc., University of Louisville Real Estate Foundation, Inc., and UL Health, Inc. are discretely presented component units of the University. The financial results of the discretely presented component units are presented in columnar format along side the University's financial statements with additional information presented in the notes to the financial statements. Comments presented in the management's discussion and analysis pertain to the university and its blended component units only and should be read in conjunction with the financial statements and notes that follow this section.

The University of Louisville is a state-supported research university located in Louisville, Kentucky. It was a municipally supported public institution for many decades prior to joining the university system in 1970. The University has three campuses. The 287-acre Belknap Campus is three miles from downtown Louisville and houses eight of the university's 12 colleges and schools. The Health Sciences Campus is situated in downtown Louisville's medical complex and houses the university's health-related programs and the University of Louisville healthcare enterprise (both in and out patient). The 243-acre Shelby Hurst Campus is located in eastern Jefferson County. This campus houses business offices and technology endeavors. The University offers approximately 73 undergraduate degree programs, 80 master level graduate degree programs, 36 doctoral degree programs, and 3 professional degree programs.

The University strives to be recognized as a great place to learn, a great place to work and a great place in which to invest because we celebrate diversity, foster equity and strive for inclusion. The University of Louisville pursues excellence and inclusiveness in its work to educate and serve its community through:

- Teaching diverse undergraduate, graduate and professional students in order to develop engaged citizens, leaders and scholars.
- Practicing and applying research, scholarship and creative activity.
- Providing engaged service and outreach that improves the quality of life for local and global communities.

**Component Units**

The University has affiliations with corporations that are designated as discretely presented component units due to the nature of the corporation's activities and operations. A description of the discretely presented component units of the University follows:

University of Louisville Foundation, Inc. (Foundation): The Foundation acts primarily as a fundraising organization to supplement the resources available to the University in support of its programs. The majority of the Foundation's assets relate to investments held for the benefit of the University. Investments held for the benefit of the University at June 30, 2022, were \$878.5 million, a decrease of \$26.6 million from the June 30, 2021 balance of \$905.1 million .

University of Louisville Real Estate Foundation, Inc. (ULREF): The ULREF is a nonprofit corporation formed with the purpose to acquire, maintain, improve, leverage, manage, lease and convey real and personal property for the benefit of the University.

UL Health, Inc. (UL Health): UL Health is a nonprofit corporation with the purpose to support the university and its school of medicine along with providing patient care.

**UNIVERSITY OF LOUISVILLE AND AFFILIATED CORPORATIONS**  
**A Component Unit of the Commonwealth of Kentucky**  
**Management's Discussion and Analysis (Unaudited)**  
**For the Years Ended June 30, 2022 and 2021**

All discretely presented component units have separate and independent governing boards. The University's Board of Trustees does not provide governance or administrative oversight for the discretely presented component units.

The University received Federal stimulus funds totaling \$70.5 million through the Higher Education Emergency Relief Fund (HEERF) to help lessen the burden of additional cost and lost revenues brought on by the Pandemic and to provide aid to students. The funds were utilized over the 2020, 2021, and 2022 fiscal years. The University continues to monitor for outbreaks of the Coronavirus to anticipate the need for responses and altered operations, if appropriate.

The University took measures to make the campus environments safe for faculty, staff and students by mandating the use of masks in close settings, providing on campus testing sites, and real-time communications through emails and dedicated websites. The University, along with its affiliated hospital, offered COVID-19 testing and vaccinations to the university population and the community at large.

The operations of the University have changed and evolved to meet the circumstances of a changing society. Further adaptive measures are anticipated to meet the needs of students, faculty, staff and the community as the Pandemic unfolds in the future.

The University adopted GASB 87-*Leases* during the current year and retroactively applied the standard to the beginning of the prior period, July 1, 2020. The new accounting standard results in new assets and liabilities related to the use of leased assets. Notes 1 and 9 provide explanation and detail about the accounting change. The 2021 financial statements have been restated to reflect the accounting change as of the beginning of the period.

### **Using the Financial Statements**

The University's financial report includes the Statements of Net Position; the Statements of Revenues, Expenses, and Changes in Net Position; and the Statements of Cash Flows. These financial statements are prepared in accordance with Governmental Accounting Standards Board (GASB) principles, which establish standards for external financial reporting for public colleges and universities.

### **Statements of Net Position**

The statements of net position present a snapshot of financial position of the University at the end of the fiscal year and include all assets, deferred outflows of resources, liabilities and deferred inflows of resources. Items on the Statements of Net Position are generally measured using current values with the exception of capital assets which are stated at historical cost less accumulated depreciation. The change in net position indicates whether the University accumulated or consumed resources during the year.

**UNIVERSITY OF LOUISVILLE AND AFFILIATED CORPORATIONS**  
**A Component Unit of the Commonwealth of Kentucky**  
**Management's Discussion and Analysis (Unaudited)**  
**For the Years Ended June 30, 2022 and 2021**

A condensed version of the University's assets, liabilities, and net position at June 30, 2022, 2021, and 2020 (in thousands) is summarized below:

	2022	2021 (Restated)	2020	2022-2021 Change	2021-2020 Change
<b>ASSETS AND DEFERRED OUTFLOWS OF RESOURCES</b>					
Current assets	\$ 436,636	\$ 403,803	261,092	\$ 32,833	\$ 142,711
Noncurrent assets	828,522	834,362	164,844	(5,841)	669,518
Capital assets, net	1,127,182	1,133,848	1,078,175	(6,665)	55,673
Deferred outflows of resources	19,129	17,305	13,687	1,824	3,618
<b>TOTAL ASSETS AND DEFERRED OUTFLOWS OF RESOURCES</b>	<b>2,411,469</b>	<b>2,389,318</b>	<b>1,517,798</b>	<b>22,151</b>	<b>871,520</b>
<b>LIABILITIES AND DEFERRED INFLOWS OF RESOURCES</b>					
Current liabilities	197,413	201,020	163,319	(3,607)	37,701
Noncurrent liabilities	454,663	459,907	373,204	(5,244)	86,703
Deferred inflows of resources	719,905	742,119	65,829	(22,214)	676,290
<b>TOTAL LIABILITIES AND DEFERRED INFLOWS OF RESOURCES</b>	<b>1,371,981</b>	<b>1,403,046</b>	<b>602,352</b>	<b>(31,065)</b>	<b>800,694</b>
<b>NET POSITION</b>					
Net investment in capital assets	792,372	800,249	825,433	(7,877)	(25,184)
Restricted - nonexpendable	1,831	1,868	1,349	(37)	519
Restricted - expendable	75,293	73,377	84,417	1,916	(11,040)
Unrestricted	169,992	110,778	4,247	59,214	106,531
<b>TOTAL NET POSITION</b>	<b>1,039,488</b>	<b>986,272</b>	<b>915,446</b>	<b>53,216</b>	<b>70,826</b>
<b>TOTAL LIABILITIES, DEFERRED INFLOWS OF RESOURCES AND NET POSITION</b>	<b>\$ 2,411,469</b>	<b>\$ 2,389,318</b>	<b>\$ 1,517,798</b>	<b>\$ 22,151</b>	<b>\$ 871,520</b>

### Assets

Current assets consist primarily of cash, loans, accounts and contributions receivable, inventories, due from affiliates and investments held with the Foundation. The increase in current assets of \$32.8 million for the year ended June 30, 2022 as compared to June 30, 2021 is mainly attributed to increases in cash and equivalents of \$14.3 million, and short term investments of \$40.0 million. The increase in cash and cash equivalents is the product of the University's diligence in controlling expenditures.

Noncurrent assets decreased \$12.5 million in fiscal year 2022, the majority of the decrease is attributed to a decrease in restricted cash of \$29.0 million along with a decrease in capital assets of \$4.1 million. Other long-term investments helped to minimize the reductions noted with an increase of \$20.1 million year over year.

In fiscal year 2021, current assets increased \$142.7 million is mainly attributed to an increase in cash and equivalents of \$64.4 million, an increase of \$38.1 million in funds due from affiliates and a reduction of \$2.1 million in investments held by the Foundation. The reduction in investments held by the Foundation represents investments that were liquidated and are now invested in cash equivalents at the University.

Noncurrent assets increased \$725.2 million in fiscal 2021. The adoption of lease accounting added \$675 million in long term accounts receivable, mostly due from an affiliate for hospital leases, and the addition of the right-of-use asset of \$64 million representing the future value of the leased assets.

**UNIVERSITY OF LOUISVILLE AND AFFILIATED CORPORATIONS**  
**A Component Unit of the Commonwealth of Kentucky**  
**Management's Discussion and Analysis (Unaudited)**  
**For the Years Ended June 30, 2022 and 2021**

**Deferred Outflows of Resources**

Deferred outflows of resources represent a consumption of net assets applicable to a future period. These balances consist primarily of losses on bond refinancing that will be amortized to interest expense over the life of the refinanced debt and of future payments to be made for other postretirement employment benefits (OPEB). In fiscal year 2022, deferred outflows increased \$1.8 million to \$19.1 million as compared to \$17.3 million as of June 30, 2021.

The increase in deferred outflows of resources as of June 30, 2021 was \$3.6 million over the balance of \$13.7 million as of June 30, 2020.

**Liabilities**

Current liabilities decreased by \$3.6 million in fiscal year 2022 as compared to 2021. Accounts payable and accrued liabilities account for \$0.6 million of the decrease.

Noncurrent liabilities decreased \$5.2 million during fiscal year 2022. Noncurrent liabilities consist primarily of the portion of bonds, notes, and leases payable in excess of one year. This balance decreases by \$6.1 million primarily from bond issuance and master lease draws offset by normal principal payments. Other long-term liabilities includes future estimated payments for OPEB which increased by \$5.7 million.

Current liabilities increased by \$37.7 million in fiscal year 2021 as compared to 2020. Accounts payable and accrued liabilities and advances comprise 82% of total current liabilities and increased by \$25.3 million in fiscal year 2021. A line of credit was obtained by the Association during the fiscal year 2021 and accumulated draws of \$9.0 million. The \$86.7 million increase in noncurrent liabilities during fiscal year 2021 primarily is due to a new bond issuance, master lease draws offset by normal principle payments, and lease payables. Long term lease payables of \$59.1 million were added as a result of the adoption of new lease accounting rules. Other long-term liabilities includes future estimated payments for OPEB which increased by \$6.0 million.

**Deferred Inflows of Resources**

Deferred inflows of resources represent an acquisition of net position that applies to future periods. Deferred inflows decreased by \$22.2 million during fiscal year 2022. The most significant decreases are attributed to future revenues from leased assets of \$15.2 million and changes in assumptions used in the calculation of the OPEB liability of \$4.0 million.

In fiscal year 2021 the University recognized an increase of \$676.3 million. Deferred inflows of \$380.6 million were recognized for future revenues to be earned from leased University assets, in accordance with the new lease accounting rules.

**Net Position**

In fiscal year 2022, net position increased \$53.2 million. The University continues to strengthen its net position through operational diligence and improvements. The University benefited from an increase in unrestricted net position of \$75.2 million but was negatively impacted by a reduction of \$9.6 million in capital assets and a reduction of \$13.1 million in restricted expendables.

In fiscal year 2021, net position increased \$70.8 million. This increase is attributed to a concerted effort to control expenditures due to the uncertainty of fully continuing operations brought on by the Pandemic. Continued operational efficiencies from clinical and practice plans affiliation agreements also add to the reduction of the operating loss. The operating loss of the University was \$47.7 million more than the prior year. This coupled with the increase in nonoperating revenues from HEERF stimulus funding presented in nonexchange grants and contracts allowed the University to circumvent potential financial downturn for the fiscal year ending June 30, 2021.

**UNIVERSITY OF LOUISVILLE AND AFFILIATED CORPORATIONS**  
**A Component Unit of the Commonwealth of Kentucky**  
**Management's Discussion and Analysis (Unaudited)**  
**For the Years Ended June 30, 2022 and 2021**

**Statements of Revenues, Expenses, and Changes in Net Position**

The University's condensed statements of revenues, expenses, and changes in net position for the years ended June 30, 2022, 2021, and 2020 (in thousands) are summarized below:

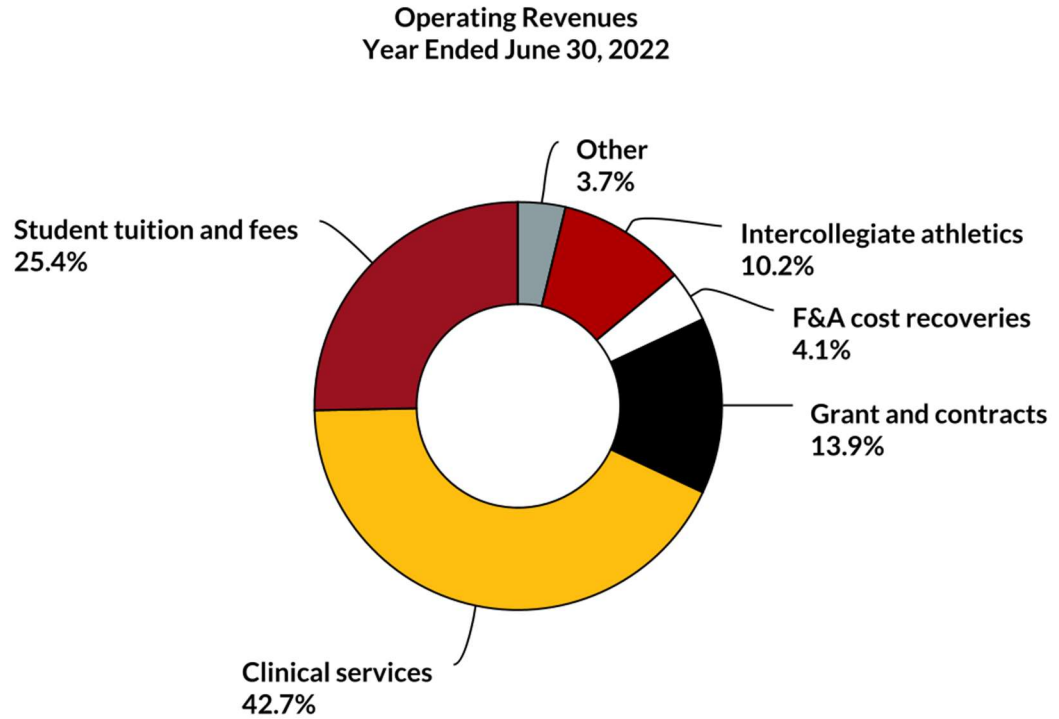
	2022	2021 (Restated)	2020	2022-2021 Change	2021-2020 Change
<b>OPERATING REVENUES</b>					
Student tuition and fees, net	\$ 240,060	\$ 231,505	\$ 227,233	\$ 8,555	\$ 4,272
Clinical services and practice plan	404,628	388,069	329,392	16,559	58,677
Grants and contracts	132,023	107,418	109,399	24,605	(1,981)
Facilities and administrative cost	38,714	32,434	28,452	6,280	3,982
Intercollegiate athletics	96,940	62,384	86,559	34,556	(24,175)
Other	35,167	28,373	35,818	6,794	(7,445)
<b>TOTAL OPERATING REVENUE</b>	<b>947,532</b>	<b>850,183</b>	<b>816,853</b>	<b>97,349</b>	<b>33,330</b>
<b>OPERATING EXPENSES</b>					
Depreciation	61,983	63,128	56,840	(1,145)	6,288
Other	1,140,773	994,553	978,913	146,220	15,640
<b>TOTAL OPERATING EXPENSE</b>	<b>1,202,756</b>	<b>1,057,681</b>	<b>1,035,753</b>	<b>145,075</b>	<b>21,928</b>
<b>NONOPERATING REVENUES (EXPENSES)</b>					
State appropriations	131,725	125,420	128,712	6,305	(3,292)
Other nonoperating revenues	176,715	152,904	142,189	23,811	10,715
<b>TOTAL NONOPERATING REVENUE/(EXPENSES)</b>	<b>308,440</b>	<b>278,324</b>	<b>270,901</b>	<b>30,116</b>	<b>7,423</b>
<b>INCREASE/(DECREASE) IN NET POSITION</b>	<b>53,216</b>	<b>70,826</b>	<b>52,001</b>	<b>(17,610)</b>	<b>18,825</b>
<b>SPECIAL ITEMS</b>					
Transfer of operations	—	—	132,413	—	(132,413)
<b>INCREASE/(DECREASE) IN NET POSITION AFTER SPECIAL ITEMS</b>	<b>53,216</b>	<b>70,826</b>	<b>184,414</b>	<b>(17,610)</b>	<b>(113,588)</b>
<b>Net position - beginning of year</b>	<b>986,272</b>	<b>915,446</b>	<b>731,032</b>	<b>70,826</b>	<b>184,414</b>
<b>Net position - end of year</b>	<b>\$ 1,039,488</b>	<b>\$ 986,272</b>	<b>\$ 915,446</b>	<b>\$ 53,216</b>	<b>\$ 70,826</b>



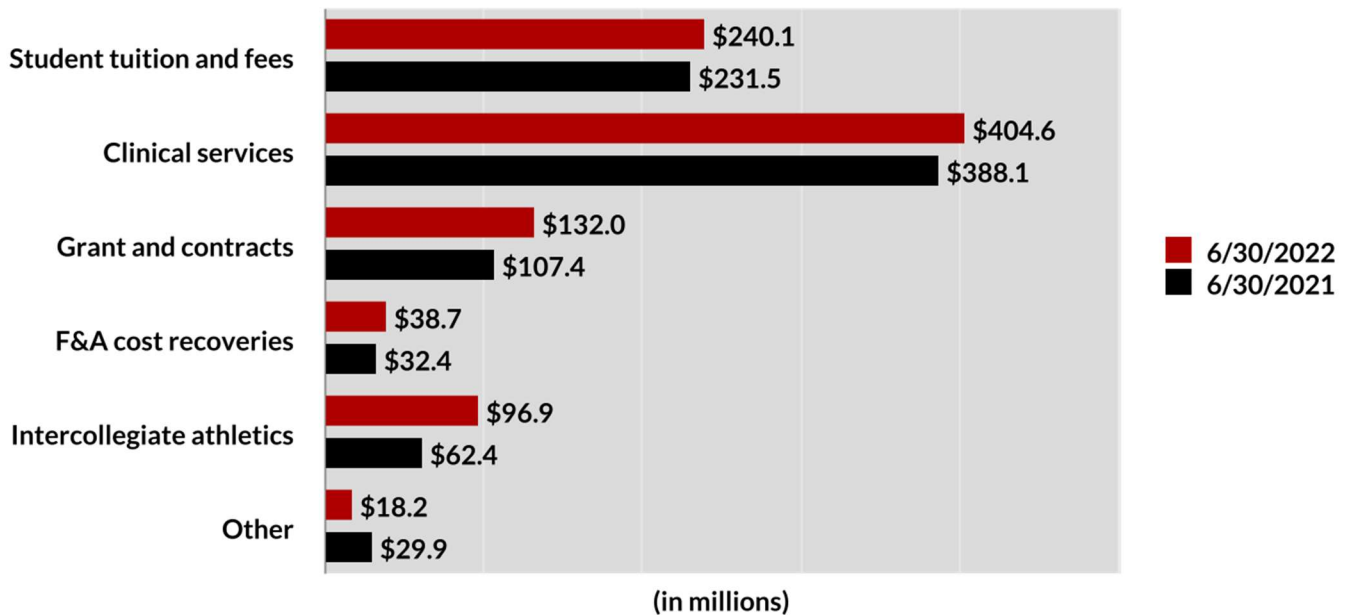
**UNIVERSITY OF LOUISVILLE AND AFFILIATED CORPORATIONS**  
**A Component Unit of the Commonwealth of Kentucky**  
**Management's Discussion and Analysis (Unaudited)**  
**For the Years Ended June 30, 2022 and 2021**

**Operating Revenues**

The following is a graphic illustration of revenues by source that are used to fund the University's operating activities for the years ended June 30, 2022 and 2021:



**Operating Revenue Trends**



**UNIVERSITY OF LOUISVILLE AND AFFILIATED CORPORATIONS**  
**A Component Unit of the Commonwealth of Kentucky**  
**Management's Discussion and Analysis (Unaudited)**  
**For the Years Ended June 30, 2022 and 2021**

Revenues from tuition, clinical services, certain grants and contracts, intercollegiate athletics and auxiliary services are classified as operating revenues. While still an important source of support for University academic programs, other revenue sources, such as state appropriations, gifts, and contributions from the Foundation are considered non-operating revenues as defined by GASB.

Student tuition and fees, net of allowances for scholarships and fellowships were \$240.1 million and \$231.5 million, or 25.4% and 27.2% of total operating revenues for the years ended June 30, 2022 and 2021, respectively. The University adopted a 1.8% gross tuition rate increase for fiscal year 2022 and had a 2.0%-3.0% gross tuition rate increase for fiscal year 2021. Rates of scholarship and fellowship assistance provided by the University generally change at the same rate as tuition, though the types and number of students accepting financial aid can vary. Enrollment for the fall and spring semesters of fiscal year 2021 were stable and reflected the University's successful pivot to online and virtual instruction for all classes during the 2020-2021 academic year. The University never ceased campus operations and never cancelled class offerings during the Pandemic.

Clinical services and practice plan revenue amounted to \$404.6 million and \$388.1 million, or 42.8% and 45.6% of total operating revenues for fiscal years 2022 and 2021, respectively. These revenues relate to patient care performed in clinics under contractual arrangements with governmental and private insurers, laboratory services, clinical support provided to affiliated hospitals, and the University's professional practice plan arrangements. The 4.3% increase in revenue for 2022 totaling \$16.6 million resulted from improved academic affiliation and clinical practice agreements for the pediatric services of the Medical School and additional academic mission support provided by positive hospital operations. The university also negotiated rental and license agreements with UL Health that were effective during the fiscal year June 30, 2021.

Revenue from operating grants and contracts totaled \$132.0 million and \$107.4 million for the years ended June 30, 2022 and 2021, respectively, an increase of \$24.6 million. This increase in fiscal year 2022 consists of an increases in federal grants and contracts of \$15.0 million, State and local grants of \$7.2 million and Nongovernmental grants \$2.4 million.

The University's grants and contracts from government and private sources normally provide for the recovery of indirect or overhead costs. Facilities and administrative (F&A) cost recoveries were \$38.7 million and \$32.4 million for the years ended June 30, 2022 and 2021, respectively. F&A cost recovery revenues generally follow the trend in direct cost revenues and expenditures.

Intercollegiate athletics revenues and other revenues, which includes auxiliary revenues were affected by the Pandemic during the fiscal year ending June 30, 2021. Attendance at athletic events were restricted to a percentage of capacity resulting in significant revenue losses. These Pandemic restrictions started to lift during fiscal year 2022 which contributed to the increase in intercollegiate revenues outlined. Revenues for intercollegiate athletics were \$96.9 million for the year ended June 30, 2022, an increase of \$34.6 million from \$62.4 million for the year ended June 30, 2021. The 55.4% rise was mostly in ticket sales from football and basketball. Auxiliary revenues from housing and parking also increased by \$3.5 million during the year ended June 30, 2022 as compared to the year ended June 30, 2021. On campus activities and classes increased during the year which also increased the demand for campus housing, meal plans, and parking services.

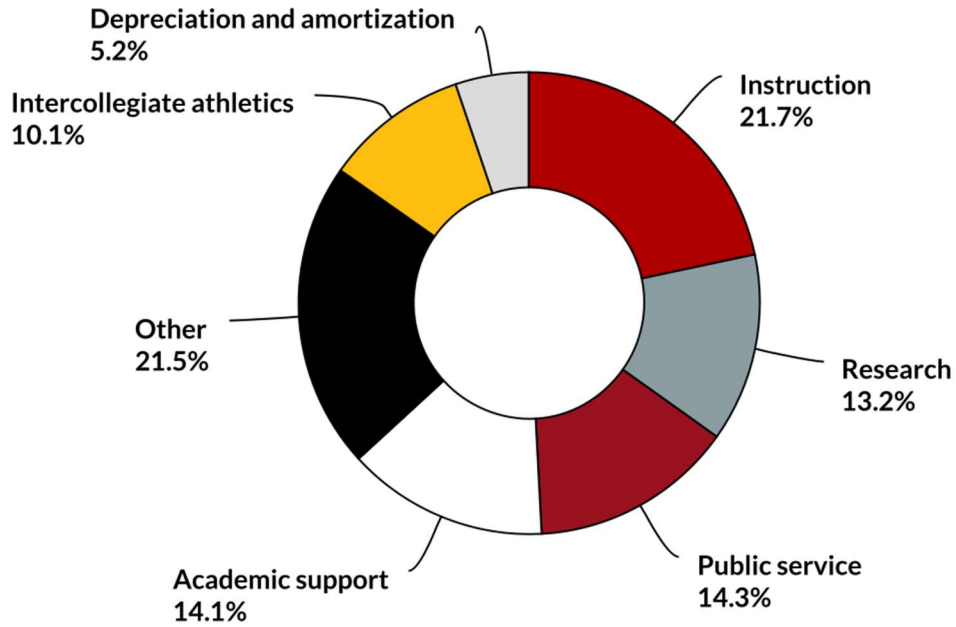
Operating revenues increased \$33.3 million in fiscal year 2021 over fiscal year 2020. The most significant increases coming from clinical services and practice plan of \$58.7 million due to increased programmatic support and tuition and fees of \$4.3 million due to an increase in the tuition rate. Overall, revenues from grants and contracts decreased \$2.0 million with the most significant declined being recorded in nongovernmental grants and contracts of \$6.1 million. Federal grants and contracts helped neutralize the decline with an year over year increase of \$5.3 million.

**UNIVERSITY OF LOUISVILLE AND AFFILIATED CORPORATIONS**  
**A Component Unit of the Commonwealth of Kentucky**  
**Management's Discussion and Analysis (Unaudited)**  
**For the Years Ended June 30, 2022 and 2021**

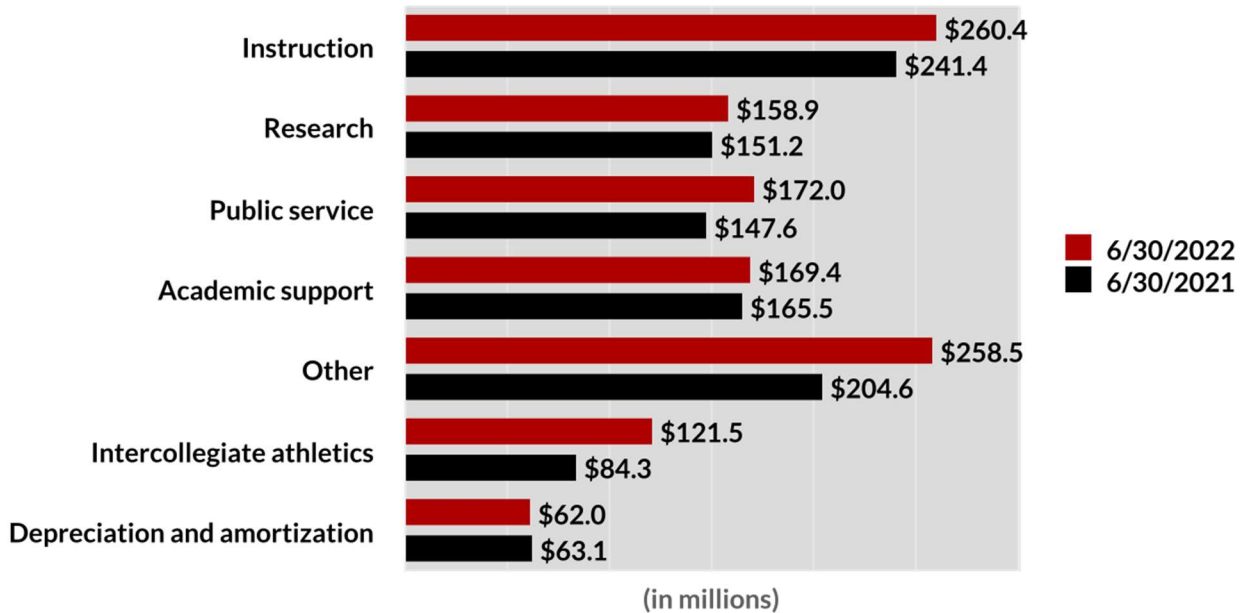
**Operating Expenses**

Graphic illustrations of total expenses by functional and natural classifications for the years ended June 30, 2022 and 2021 are summarized below:

**Operating Expenses by Functional Classification**  
**Year Ended June 30, 2022**

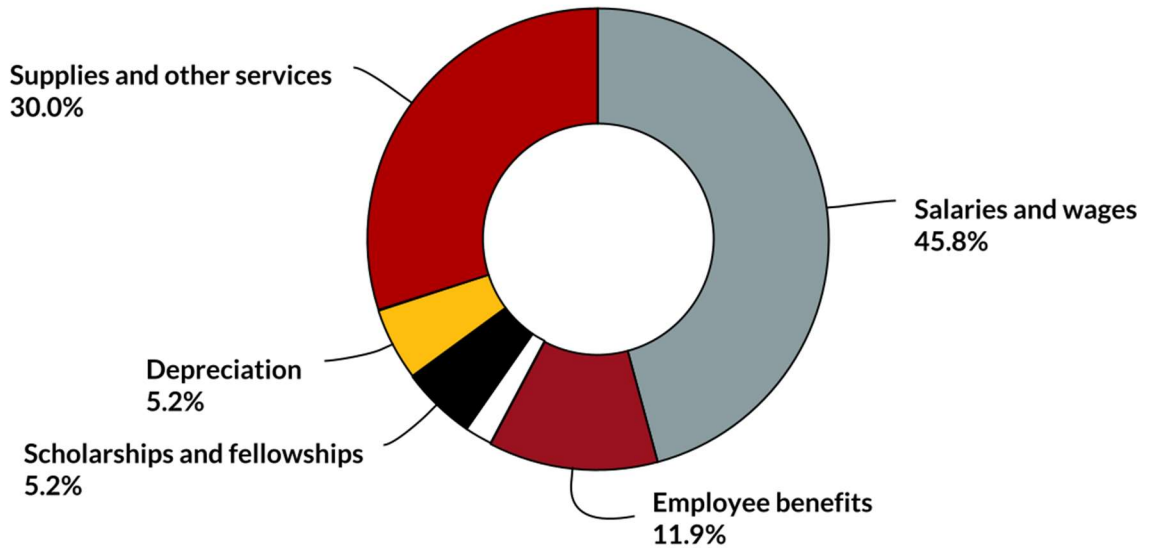


**Functional Expense Trends**

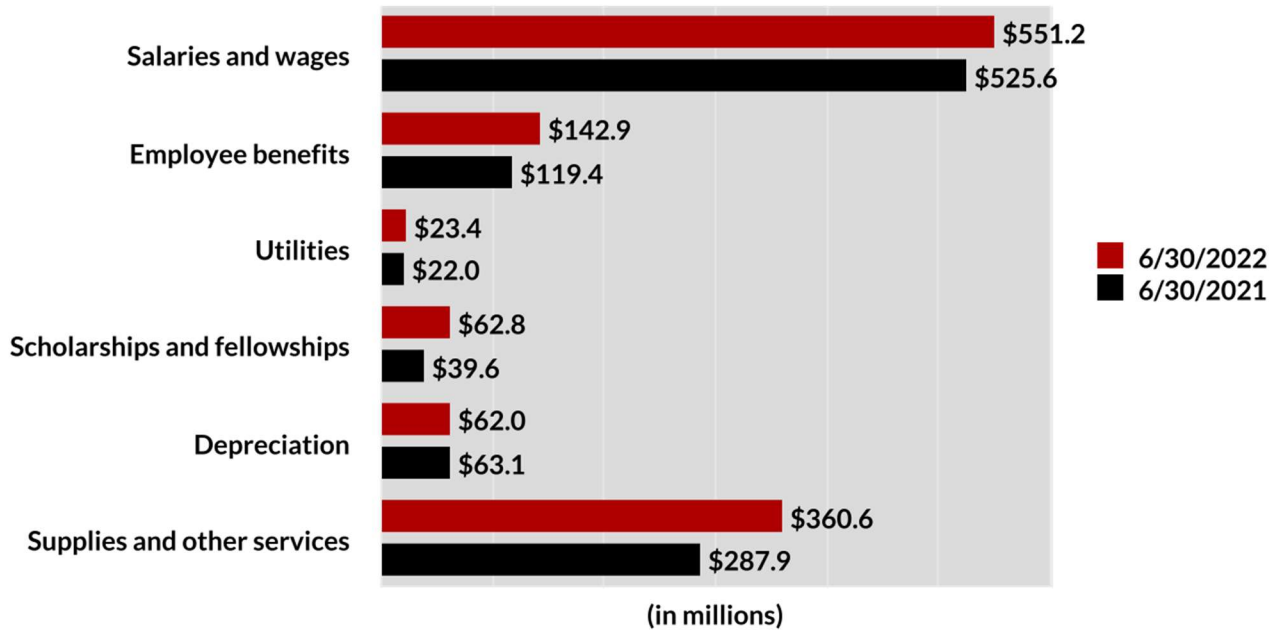


**UNIVERSITY OF LOUISVILLE AND AFFILIATED CORPORATIONS**  
**A Component Unit of the Commonwealth of Kentucky**  
**Management's Discussion and Analysis (Unaudited)**  
**For the Years Ended June 30, 2022 and 2021**

**Operating Expenses by Natural Classification**  
**Year Ended June 30, 2022**



**Natural Expense Trends**



Operating expenses were \$1.20 billion and \$1.06 billion and exceeded operating revenues by \$255.2 million and \$207.5 million for the years ended June 30, 2022 and 2021, respectively. In fiscal 2022, operating expenses increased \$145.1 million or 13.8%. Expenses in most functional classifications increased, the most significant being intercollegiate athletics of \$37.3 million and public service of \$24.4 million.

**UNIVERSITY OF LOUISVILLE AND AFFILIATED CORPORATIONS**  
**A Component Unit of the Commonwealth of Kentucky**  
**Management's Discussion and Analysis (Unaudited)**  
**For the Years Ended June 30, 2022 and 2021**

With the effects of the Pandemic beginning to minimize non-critical maintenance and purchases that were previously put on hold due to cost saving measures were released for spending. Salary cuts that were temporary were reinstated, furloughs ended, and retirement benefits reductions were brought back to pre-pandemic standards. This increased our salaries and wages by \$25.6 million and increased employee benefits by \$23.5 million.

Operating expenses increased \$21.9 million in fiscal year 2021 over fiscal year 2020. The most significant increases were in public service of \$31.4 million, academic support of \$15.5 million, and research of \$12.9 million.

**Nonoperating Revenues (Expenses)**

Nonoperating revenue and expenses, net, experienced an overall increase of \$29.2 million in fiscal year 2022. Many categories experienced an increase in revenues. Gifts and donations increased by 55.8% or \$11.9 million, nonexchange grants and contracts grew by \$8.1 million, and State appropriations increased by \$6.3 million. Investment income declined \$0.2 million as interest rates remained low.

Nonoperating revenue and expenses, net, increased \$7.6 million in fiscal year 2021. This increase is attributed to the growth in nonexchange grants and contracts of \$23.6 million. These gains were offset by a decline of gifts and donations of \$14.4 million and decreased contributions from the Foundation of \$7.4 million based on University spending of gift and endowment earnings.

**Statements of Cash Flows**

The statements of cash flows provide additional information about the University's financial results by reporting the major sources and uses of cash. The condensed statements of cash flows for the years ended June 30, 2022, 2021, and 2020 (in thousands) are summarized below:

	2022	2021 (Restated)	2020	2022-2021 Change	2021-2020 Change
<b>CASH (USED)/PROVIDED BY:</b>					
Operating activities	\$ (220,574)	\$ (161,306)	\$ (175,912)	\$ (59,268)	\$ 14,606
Noncapital financing activities	313,393	267,468	249,148	45,925	18,320
Capital and related financing activities	(47,294)	(25,514)	217	(21,780)	(25,731)
Investing activities	(60,197)	(9,166)	11,308	(51,031)	(20,474)
<b>NET (DECREASE)/INCREASE IN CASH EQUIVALENTS</b>	<b>(14,672)</b>	<b>71,482</b>	<b>84,761</b>	<b>(86,154)</b>	<b>(13,279)</b>
Cash and cash equivalents - beginning of year	262,638	191,156	106,395	71,482	84,761
Cash and cash equivalents - end of year	<b>\$ 247,966</b>	<b>\$ 262,638</b>	<b>\$ 191,156</b>	<b>\$ (14,672)</b>	<b>\$ 71,482</b>

Total cash and cash equivalents decreased by \$14.7 million during fiscal year 2022 due to increased spending based on operations returning to activities from a time before the pandemic. Cash used in operations increased by \$59.3 million in fiscal year 2022 as compared to fiscal year 2021 as a result of the effects of the full on-campus operations. This resulted in the increase all operating cost categories as campus facilities were returned to full or almost full utilization.

Net cash provided by noncapital financing activities increased \$45.9 million, providing \$313.4 million in fiscal year 2022 as compared to \$267.5 million in fiscal year 2021. The largest contributors to this increase were increases year over year of other noncapital financing activities \$15.2 million, Due from affiliates of \$13.2 million and gifts of \$8.6 million.

**UNIVERSITY OF LOUISVILLE AND AFFILIATED CORPORATIONS**  
**A Component Unit of the Commonwealth of Kentucky**  
**Management's Discussion and Analysis (Unaudited)**  
**For the Years Ended June 30, 2022 and 2021**

The University net consumed \$47.3 million in cash for capital and related financing during fiscal year 2022, \$21.8 million greater than prior year. Capital assets constructed or purchased increased by \$31.0 million mainly related to the construction of the second of two new dormitories. Proceeds from the issuance of bonds for construction of the second dormitory were utilized during the current year.

Investing activities resulted in a usage of cash of \$60.2 million during fiscal year 2022. The net increase in usage is a result of 61.1 million more of investment purchases over maturities.

Total cash and cash equivalents increased \$71.5 million in fiscal year 2021 as compared to fiscal year 2020. Cash used by operating activities decreased \$14.6 million as a result of the savings in payments to employees from reduced salaries and furloughs in the last quarter of fiscal year 2020. Clinical and contractual operations increased cash flow by \$52.6 million in fiscal year 2021 by executing contracts for pediatric operations and hospital operations that maximized profitability. Cash provided by noncapital financing activities increased \$18.3 million. The increase represents increases in gift and contribution revenue to the University. Gift revenue from athletics pledges and donations increased by \$5.7 million while contributions from the Foundation decreased \$33.2 million. Contributions from the Foundation are based on reimbursements of spending by the University of endowment earnings and gifts from donors. Cash consumed by capital and financing activities was reduced by \$25.7 million in fiscal year 2021 as compared to fiscal year 2020. Capital assets constructed or purchased increased by \$21.4 million and is directly offset by reductions of capital appropriations and gifts of \$886 thousand. Proceeds from the issuance of bonds for construction of a dormitory off set the principal and interest payments disbursed during the year.

Investing activities provided \$9.2 million in cash during fiscal year 2021, \$20.5 million less than fiscal 2020. The net decrease is a result of a lack of maturing investments.

**Capital Asset Activities**

A critical factor in sustaining the quality of the University's academic and research programs and residential life is the development and maintenance of its capital assets. The University continues to invest in new facilities and renovate existing facilities to meet the needs of students, faculty and staff. Infrastructure and building projects completed during the year are offset by depreciation of these assets. The University's capital assets, net of depreciation, decreased by \$4.1 million. The most significant capital projects and acquisitions completed during the fiscal year ended June 30, 2022 are listed below (in millions):

Project	Capitalized Cost
New Residence Hall #1	\$ 34.2

The University is undertaking a significant asset preservation project directed toward improving campus safety, and preservation of education and general facilities. The University was allotted \$81.9 million from the State to be received in two equal installments over two budget years.

**UNIVERSITY OF LOUISVILLE AND AFFILIATED CORPORATIONS**  
**A Component Unit of the Commonwealth of Kentucky**  
**Management's Discussion and Analysis (Unaudited)**  
**For the Years Ended June 30, 2022 and 2021**

Significant projects identified in the asset preservation project and other campus construction plans in progress, or in early planning stages (in millions):

Project	Estimated Budget
New Residence Hall #2	\$ 40.0
Renovate Ekstrom Library	58.1
Replace HVAC various buildings	25.0
Purchase next generation ERP Support System	20.0
Biocontainment Laboratory Pressurization Upgrade	10.8
School of Nursing Renovation	11.4
IT Network Center	8.0
Research Capacity Infrastructure	7.0
Steam Plant Tunnel Structure & Cooling tower	6.6

**Debt and Financing Activities**

As of June 30, 2022, the University had outstanding \$309.7 million of bonds, leases, and notes payable (inclusive of discounts/premiums) as compared to \$310.0 million as of June 30, 2021. The \$0.3 million decrease represents the net of paid principal of long term debts offset by new contractual financing obligations entered into during the current fiscal year.

**Economic Factors That May Affect the Future**

COVID-19's lingering effects continue to impact global markets, supply chains, labor markets, businesses and communities. Specific to the higher education sector, a resurgence of COVID-19 could impact various parts of its 2022-2023 operations and financial results, including, but not limited to, declines in enrollment, loss of revenues, additional bad debts, cost for increased use of technology, or potential shortages of personnel. However, the University of Louisville has attempted to aggressively incorporate contingencies and mitigating strategies as part of the FY 2023 budgeting and operational plans and feels it is prepared to address these potential challenges, especially given the positive trends in its financial position over the past several years. The FY2023 budget can be found online at: <https://louisville.edu/finance/budget/opuds/2223/2223>

State support in recent years has greatly improved compared to prior periods and includes increases in both operating funds and a significant contributions to address deferred maintenance (approximately \$80 million) along with funding for a new engineering academic building (\$65 million). These funds have allowed the university to reduce reliance on tuition increases, thereby reducing cost and financial pressures on its students.

**UNIVERSITY OF LOUISVILLE AND AFFILIATED CORPORATIONS**  
**A Component Unit of the Commonwealth of Kentucky**  
**Management's Discussion and Analysis (Unaudited)**  
**For the Years Ended June 30, 2022 and 2021**

Because approximately one-fourth of the University's revenues are derived from tuition, fees, housing and dining revenues, enrollment is a focus and the top financial risk. While this risk exposure is prevalent to all universities and colleges, the University is actively engaged in activities to address the demographic enrollment cliff and ensure steady, and possibly improved, future enrollment streams. This include:

- a. Created a Demographic 25 Steering Committee to formulate ways to mitigate the expected drop in enrollment eligible graduates.
- b. Expanding recruitment efforts to out-of-state markets.
- c. Establishing new student financial aid programs.
- d. Partnering with employers to connect offered academic programs to needed credentials and training for their employees and their dependents

Focusing on retention efforts at all levels- including within the colleges

The university is also in the final phases of completing its 2023-2025 strategic plan, addressing how the university ensures student success, creating and supporting a thriving workforce and how the university connects with the community. The university designs its planning and budgeting to support the strategic plan but retains flexibility to meet possible future plan changes. From increasing available student aid to providing an array of compensation improvements to faculty and staff and investing millions of dollars to improve the university's physical and operational infrastructure.

**Requests for Information**

This financial report is designed to provide a general overview of the University's finances and to show the University's accountability for the money it receives. Questions about this report and requests for additional financial information should be directed to the Controller, University of Louisville, Louisville, KY 40292.



**UNIVERSITY OF LOUISVILLE AND AFFILIATED CORPORATIONS**  
**A Component Unit of the Commonwealth of Kentucky**  
**Statements of Net Position**  
**As of June 30, 2022 and 2021**  
**(in thousands)**

	University of Louisville		Discretely Presented Component Units	
	2022	2021 (Restated)	2022	2021
<b>ASSETS</b>				
Current assets				
Cash and cash equivalents	\$ 220,996	\$ 206,674	\$ 216,929	\$ 194,489
Short-term investments	47,809	7,853	335,991	176,356
Deposit with bond trustee and escrow agent	33	776	—	—
Loans, accounts and contributions receivable, net	113,344	116,130	338,654	365,519
Due from affiliates	36,880	53,027	18,619	15,441
Inventories	5,627	6,278	54,120	47,004
Investments held with University of Louisville Foundation, Inc.	3,400	3,410	—	—
Other assets	8,547	9,655	158,183	60,685
<b>Total current assets</b>	<b>436,636</b>	<b>403,803</b>	<b>1,122,496</b>	<b>859,494</b>
Noncurrent assets				
Restricted cash and cash equivalents	26,970	55,964	—	—
Deposit with bond trustee and escrow agent	14,946	14,607	—	—
Loans, accounts and contributions receivable, net	712,437	722,855	4,926	14,706
Due from affiliates	25,625	12,423	—	—
Other long-term investments	46,865	26,812	987,448	1,018,605
Right-of-use asset, net	61,435	64,029	—	—
Other long-term assets	1,678	1,701	743,082	112,573
Capital assets, net	1,065,748	1,069,819	492,974	463,731
<b>Total noncurrent assets</b>	<b>1,955,704</b>	<b>1,968,210</b>	<b>2,228,430</b>	<b>1,609,615</b>
<b>Total assets</b>	<b>2,392,340</b>	<b>2,372,013</b>	<b>3,350,926</b>	<b>2,469,109</b>
<b>DEFERRED OUTFLOWS OF RESOURCES</b>	<b>19,129</b>	<b>17,305</b>	<b>—</b>	<b>—</b>
<b>TOTAL ASSETS AND DEFERRED OUTFLOWS OF RESOURCES</b>	<b>2,411,469</b>	<b>2,389,318</b>	<b>3,350,926</b>	<b>2,469,109</b>
<b>LIABILITIES</b>				
Current liabilities				
Accounts payable and accrued liabilities	113,260	113,810	197,127	232,728
Line of credit	9,000	9,000	—	—
Unearned compensation and wages payable	1,120	1,537	103,930	112,445
Advances	42,019	50,894	45,012	96,280
Due to affiliate	—	—	39,157	35,823
Lease payable	4,832	4,336	—	—
Bonds and notes payable	27,182	21,443	5,471	5,046
Other Current Liabilities	—	—	40,305	—
<b>Total current liabilities</b>	<b>197,413</b>	<b>201,020</b>	<b>431,002</b>	<b>482,322</b>

See notes to financial statements

UNIVERSITY OF LOUISVILLE AND AFFILIATED CORPORATIONS  
A Component Unit of the Commonwealth of Kentucky  
Statements of Net Position  
As of June 30, 2022 and 2021  
(in thousands)

	University of Louisville		Discretely Presented Component Units	
	2022	2021 (Restated)	2022	2021
<b>Noncurrent liabilities</b>				
Note payable to University of Louisville Foundation, Inc.	1,000	1,000	—	—
Unearned compensation and wages payable	2,144	949	—	—
Deposits	1,769	1,142	—	—
Advances	5,945	6,542	—	—
Amounts due to federal government for student loan programs	16,335	17,311	—	—
Due to affiliate	—	—	36,870	47,030
Other post-retirement benefits	85,940	80,238	—	—
Other long-term liabilities	2,045	5,045	16,507	54,011
Lease payable	56,992	59,133	—	—
Bonds and notes payable	282,493	288,547	1,038,818	131,481
<b>Total noncurrent liabilities</b>	<b>454,663</b>	<b>459,907</b>	<b>1,092,195</b>	<b>232,522</b>
<b>Total liabilities</b>	<b>652,076</b>	<b>660,927</b>	<b>1,523,197</b>	<b>714,844</b>
<b>DEFERRED INFLOWS OF RESOURCES</b>	<b>719,905</b>	<b>742,119</b>	<b>—</b>	<b>—</b>
<b>NET POSITION</b>				
Net investment in capital assets	792,372	800,249	—	—
Restricted:				
Nonexpendable	1,831	1,868	636,969	650,132
Expendable	75,293	73,377	288,012	324,889
Unrestricted	169,992	110,778	902,748	779,244
<b>Total net position</b>	<b>1,039,488</b>	<b>986,272</b>	<b>1,827,729</b>	<b>1,754,265</b>
<b>TOTAL LIABILITIES, DEFERRED INFLOWS OF RESOURCES AND NET POSITION</b>	<b>\$ 2,411,469</b>	<b>\$ 2,389,318</b>	<b>\$ 3,350,926</b>	<b>\$ 2,469,109</b>

See notes to financial statements

**UNIVERSITY OF LOUISVILLE AND AFFILIATED CORPORATIONS**  
**A Component Unit of the Commonwealth of Kentucky**  
**Statements of Revenues, Expenses, and Changes in Net Position**  
**For the Years Ended June 30, 2022 and 2021**  
(in thousands)

	University of Louisville		Discretely Presented Component Units	
	2022	2021 (Restated)	2022	2021
<b>OPERATING REVENUES</b>				
Gross tuition and fees	\$ 335,805	\$ 333,392	\$ —	\$ —
Less: scholarship allowance	(95,745)	(101,887)		
Student tuition and fees, net	240,060	231,505		
Clinical services and practice plan	404,628	388,069	—	—
Patient service revenue	—	—	2,023,518	1,719,742
Federal grants and contracts	97,217	82,197	—	—
State and local grants and contracts	16,370	9,169	—	—
Nongovernmental grants and contracts	18,436	16,052	—	—
Sales and services of educational departments	1,884	1,629	—	—
Facilities and administrative cost recoveries	38,714	32,434	—	—
Auxiliary enterprises, net of discount of \$2,190 in 2022 and \$2,169 in 2021	16,961	13,493	—	—
Intercollegiate athletics	96,940	62,384	—	—
Other operating revenue	16,322	13,251	208,718	245,460
<b>Total operating revenue</b>	<b>947,532</b>	<b>850,183</b>	<b>2,232,236</b>	<b>1,965,202</b>
<b>OPERATING EXPENSES</b>				
Instruction	260,430	241,422	—	—
Research	158,936	151,233	—	—
Public service	172,005	147,573	—	—
Academic support	169,431	165,474	—	—
Student services	35,894	30,187	—	—
Institutional support	90,985	79,059	2,028,753	1,804,958
Operation and maintenance of plant	64,502	52,147	—	—
Scholarships and fellowships	58,654	35,920	—	—
Auxiliary enterprises	8,400	7,266	—	—
Intercollegiate athletics	121,536	84,272	—	—
Depreciation and amortization	61,983	63,128	55,766	47,723
Contributions to affiliates	—	—	56,161	49,903
<b>Total operating expense</b>	<b>1,202,756</b>	<b>1,057,681</b>	<b>2,140,680</b>	<b>1,902,584</b>
<b>Operating (loss) revenue</b>	<b>(255,224)</b>	<b>(207,498)</b>	<b>91,556</b>	<b>62,618</b>

See notes to financial statements

**UNIVERSITY OF LOUISVILLE AND AFFILIATED CORPORATIONS**  
**A Component Unit of the Commonwealth of Kentucky**  
**Statements of Revenues, Expenses, and Changes in Net Position**  
**For the Years Ended June 30, 2022 and 2021**  
(in thousands)

	University of Louisville		Discretely Presented Component Units	
	2022	2021 (Restated)	2022	2021
<b>NONOPERATING REVENUES (EXPENSES)</b>				
State appropriations	131,725	125,420	—	—
Gifts and donations	33,220	21,322	50,310	38,636
Nonexchange grants and contracts	84,180	76,083	—	—
Contributions from University of Louisville Foundation, Inc.	44,481	42,412	—	—
Investment income	941	1,159	(32,792)	256,231
Realized and unrealized gain on investments	(1,436)	908	—	—
Interest expense	(11,060)	(13,234)	—	—
Other nonoperating revenue (expense)	16,591	15,352	(35,610)	(29,599)
<b>Net nonoperating revenue</b>	<b>298,642</b>	<b>269,422</b>	<b>(18,092)</b>	<b>265,268</b>
<b>Income after other revenue, expense, gains and losses</b>	<b>43,418</b>	<b>61,924</b>	<b>73,464</b>	<b>327,886</b>
Capital appropriations	169	120	—	—
Capital gifts	9,629	8,782	—	—
<b>Total other revenue</b>	<b>9,798</b>	<b>8,902</b>	<b>—</b>	<b>—</b>
<b>Increase in net position</b>	<b>53,216</b>	<b>70,826</b>	<b>73,464</b>	<b>327,886</b>
<b>NET POSITION</b>				
Net position - beginning of year	986,272	915,446	1,754,265	1,426,379
<b>Net position - end of year</b>	<b>\$ 1,039,488</b>	<b>\$ 986,272</b>	<b>\$ 1,827,729</b>	<b>\$ 1,754,265</b>

See notes to financial statements

**UNIVERSITY OF LOUISVILLE AND AFFILIATED CORPORATIONS**  
**A Component Unit of the Commonwealth of Kentucky**  
**Statements of Cash Flows**  
**For the Years Ended June 30, 2022 and 2021**  
**(in thousands)**

	2022	2021 (Restated)
<b>CASH FLOWS FROM OPERATING ACTIVITIES</b>		
Student tuition and fees	\$ 242,031	\$ 226,395
Clinical services and practice plan	389,095	377,123
Grants and contracts	134,296	82,642
Sales and services of educational departments	1,884	1,629
Payments to suppliers, vendors and contractors	(349,646)	(274,643)
Payments for utilities	(23,223)	(21,803)
Payments to employees	(555,038)	(523,106)
Payments for benefits	(148,212)	(114,243)
Payments for scholarships and fellowships	(62,758)	(39,623)
Loans issued to students	(4,902)	1,975
Auxiliary enterprises	14,428	11,422
Facilities and administrative cost recoveries	38,714	32,434
Intercollegiate athletics	92,599	65,199
Other receipts	10,158	13,293
<b>Net cash used by operating activities</b>	<b>(220,574)</b>	<b>(161,306)</b>
<b>CASH FLOWS FROM NONCAPITAL FINANCING ACTIVITIES</b>		
State appropriations	131,725	125,420
Gifts	32,392	23,778
Nonexchange grants and contracts	84,180	76,083
Contributions from related entities	44,898	41,408
Due from affiliates	3,608	(9,606)
Draw on line of credit	—	9,000
Other noncapital financing activities	16,590	1,385
<b>Net cash provided by noncapital financing activities</b>	<b>313,393</b>	<b>267,468</b>
<b>CASH FLOWS FROM CAPITAL AND RELATED FINANCING ACTIVITIES</b>		
Capital appropriations received	169	120
Capital gifts received	9,629	8,782
Purchases of capital assets	(54,449)	(47,075)
Proceeds from issuance of bonds, notes payables, and contracts	21,363	72,110
Payment of issuance costs	—	2,329
Principal paid on bonds and notes payable	(19,701)	(49,443)
Interest paid on bonds, notes payable, and contracts	(12,597)	(13,262)
Deposits with bond trustee and escrow agent	(83)	1,010
Other capital financing	8,375	(85)
<b>Net cash used by capital and related financing activities</b>	<b>(47,294)</b>	<b>(25,514)</b>

See notes to financial statements

**UNIVERSITY OF LOUISVILLE AND AFFILIATED CORPORATIONS**  
**A Component Unit of the Commonwealth of Kentucky**  
**Statements of Cash Flows**  
**For the Years Ended June 30, 2022 and 2021**  
**(in thousands)**

	2022	2021 (Restated)
<b>CASH FLOWS FROM INVESTING ACTIVITIES</b>		
Proceeds from sales and maturities of investments	968,765	23,742
Purchase of investments	(1,030,391)	(35,816)
Interest on investments	1,429	2,908
<b>Net cash used by investing activities</b>	<b>(60,197)</b>	<b>(9,166)</b>
Net increase/(decrease) in cash and cash equivalents	(14,672)	71,482
Cash and cash equivalents - beginning of year	262,638	191,156
<b>Cash and cash equivalents - end of year</b>	<b>\$ 247,966</b>	<b>\$ 262,638</b>
<b>RECONCILIATION OF NET OPERATING LOSS TO NET CASH USED BY OPERATING</b>		
Operating loss	\$ (255,224)	\$ (207,498)
Adjustments to reconcile operating loss to net cash used by operating activities:		
Depreciation and amortization	61,983	63,128
Loss on equipment disposals	1,737	(55)
Change in assets and liabilities:		
Loans, accounts and contributions receivable	4,828	(30,148)
Inventories	651	(833)
Other assets	1,131	(1,613)
Other long-term assets	193	199
Accounts payable and accrued liabilities	(3,419)	21,720
Advances	(8,997)	136
Deposits	627	81
Due from Affiliates	(1,081)	287
Unearned compensation and wages payable	778	(2,762)
Other long-term liabilities	1,056	4,999
Deferred outflows of resources	(2,623)	(4,598)
Deferred inflows of resources	(22,214)	(4,349)
<b>Net cash used by operating activities</b>	<b>\$ (220,574)</b>	<b>\$ (161,306)</b>
<b>NON CASH TRANSACTIONS:</b>		
Accrued liabilities for capital asset additions	\$ 2,236	\$ 3,486
Gifts of capital assets	\$ 353	\$ 409
Loss on disposal of assets	\$ 1,737	\$ (55)
Amortization of bond premium and discount	\$ (1,976)	\$ (3,436)

See notes to financial statements

**UNIVERSITY OF LOUISVILLE AND AFFILIATED CORPORATIONS**  
**A Component Unit of the Commonwealth of Kentucky**  
**Notes to Financial Statements**  
**For the Years Ended June 30, 2022 and 2021**

**1. Nature of Operations, Basis of Presentation and Summary of Significant Accounting Policies**

The University of Louisville (University) is a state supported metropolitan research university located in Louisville, Kentucky and is a component unit of the Commonwealth of Kentucky.

The University has three campuses. The Belknap Campus is three miles from downtown Louisville and houses eight of the University's twelve colleges and schools. The Health Sciences Center is situated in downtown Louisville's medical complex and houses the University's health related programs and the University of Louisville Hospital (Hospital). On the ShelbyHurst Campus, located in eastern Jefferson County, are the National Crime Prevention Institute, the Center for Predictive Medicine regional biosafety lab and the Division of Distance and Continuing Education.

**a. Basis of Presentation**

As required by generally accepted accounting principles (GAAP) the financial reporting entity includes the University and all of its component units. The University's component units are either blended or discretely presented in the University's financial statements. The blended component units, although legally separate, are, in substance, part of the University's operations and, therefore, are reported as if they were part of the University. Discretely presented component units' financial data are reported in separate financial statements because of their use of different GAAP reporting models and to emphasize their separate legal status.

**Blended Component Units**

University of Louisville Athletic Association, Inc. (Association) – The Association is a Kentucky not-for-profit corporation organized in 1984 for the purpose of promoting the intercollegiate athletic activities of the University of Louisville. The Association's mission to provide quality intercollegiate athletic programs through a comprehensive sports program requires a major financial commitment of both operating and capital resources. In addition, the Association is committed to achieving athletic excellence for its student athletes, maintaining National Collegiate Athletic Association (NCAA) compliance, ensuring full implementation of gender equity plans and offering a wide variety of sports and recreational outlets for the University community, alumni, and visitors.

University of Louisville Research Foundation, Inc. (Research Foundation) – The Research Foundation was established in 1989 for the purpose of promoting and supporting research projects, investigations, and other activities relating to the educational, scientific, literary, artistic, health care and public service missions of the University.

**Discretely Presented Component Units**

These legally separate University associated entities have been deemed component units because of the nature and significance of their relationship with the University. All discretely presented component units have separate and independent governing boards. The University's Board of Trustees does not provide governance or administrative oversight for the discretely presented component units. The component units combined financial information is included in the accompanying financial statements. Condensed financial statement for each component unit are disclosed in Note 21.

*University of Louisville Foundation, Inc. (Foundation)* - The Foundation was established to receive funds derived from gifts and other sources and invest these funds on behalf of the University. The foundation holds and manages the endowment of the University. Earnings from endowed assets along with gifts are transferred to the University upon satisfaction of donor restrictions.

*University of Louisville Real Estate Foundation (ULREF)* - The ULREF was formed to acquire, maintain and manage real and personal property for the benefit of the University.

*UofL Health, Inc. (UL Health)* - UL Health is a fully integrated regional health system established to manage and operate the University's hospital assets and clinical activities of the Health Sciences Center.

**UNIVERSITY OF LOUISVILLE AND AFFILIATED CORPORATIONS**  
**A Component Unit of the Commonwealth of Kentucky**  
**Notes to Financial Statements**  
**For the Years Ended June 30, 2022 and 2021**

UL Health is the parent corporation of two previously separately presented component units:

*University of Louisville Physicians, Inc. (ULP)* - The ULP is the corporate entity that houses the clinical practices of the faculty of the University's School of Medicine.

*University Medical Center, Inc. (UMC)* - The UMC was established to lease and operate the acute-care teaching hospital and related medical facilities.

The financial statement presentation required by GAAP is intended to provide a comprehensive, entity-wide perspective of the University's assets, deferred outflow of resources, liabilities, deferred inflow of resources, net position, revenues, expenses, changes in net position and cash flows.

The consolidated financial statements of the University, along with the separate financial statements of the Association and the Research Foundation, can be found at the following:

<http://louisville.edu/finance/controller/univacct/finst-1>

**b. Cash and Cash Equivalents**

The University considers all highly liquid investments (not held for long-term purposes) with original maturities of three months or less to be cash equivalents.

Restricted cash and cash equivalents include plant funds allocated for capital projects and debt service reserves.

**c. Deposits With Bond Trustee and Escrow Agent**

Short term deposits with bond trustee and escrow agents were \$33 thousand and \$0.8 million as of June 30, 2022 and June 30, 2021, respectively. These deposits are invested in money market funds and are related to contract arrangements. Long term deposits with bond trustee and escrow agent were \$14.9 million and \$14.6 million as of June 30, 2022 and June 30, 2021, respectively. These deposits are invested in governmental securities and repurchase agreements and are related to various bonds and contract arrangements. Investments in governmental securities are stated at market value. Repurchase agreements are stated at cost.

**d. Accounts and Contributions Receivable**

Accounts receivable consist of tuition and fee charges to students, auxiliary enterprise services provided to students, faculty, staff and external entities, reimbursement of costs from external entities and related foundations, charges for clinical services, and future receipts for leasing arrangements. Accounts receivable also include amounts due from the federal government, state and local governments, or private sources in connection with reimbursement of allowable expenditures made pursuant to the University's grants and contracts. Accounts receivable are recorded net of estimated uncollectible amounts.

The University records operating and capital pledges as revenue when all eligibility requirements have been met. Endowment pledges are not recognized as revenue until the gifts are received.

**e. Investments and Investment Income**

Investments in marketable debt and equity securities are stated at current fair value. Fair value is determined using quoted market prices. Real estate is stated at fair value if acquired for resale or otherwise used as an investment as determined on the date of acquisition. Certificates of deposit are stated at cost plus accrued interest, which approximates fair value. Investment income consists of interest and dividend income, realized gains and losses and changes in unrealized gains (losses) on the carrying value of investments.

Investments held with the Foundation are invested under the policies and objectives established for the Foundation's general endowment pool as described in Note 21, Component Unit, subsection c, University of Louisville Foundation, Inc. and Affiliates.



**UNIVERSITY OF LOUISVILLE AND AFFILIATED CORPORATIONS**  
**A Component Unit of the Commonwealth of Kentucky**  
**Notes to Financial Statements**  
**For the Years Ended June 30, 2022 and 2021**

**f. Loans to Students**

The University makes loans to students under various federal and other student loan programs. Such loans receivable are recorded net of estimated uncollectible amounts. The allowance for uncollectible loans netted against loans to students was approximately \$0.6 million at June 30, 2022 and 2021.

**g. Inventories**

Inventories are valued at the lower of cost or market, under the first-in, first-out method.

**h. Capital Assets**

Capital assets are stated principally at cost, or estimated acquisition value at date of receipt from donors. Capital assets are depreciated using the straight-line basis over the estimated useful lives of the assets as follows: buildings – 40 years or componentized using 15-50 years, infrastructure – 60 years, land improvements – 40 years, equipment – 3-15 years, leasehold improvements – 20 years and library materials – 10 years. Assets under capital leases are amortized on the straight-line basis over the estimated useful life of the asset, or the lease term, whichever is shorter.

The University has elected to capitalize collections which include art, rare books, photographs, letters, journals, manuscripts and musical instruments. These items are capitalized at cost, or if a gift, at the acquisition value on the date of the gift.

The University does not capitalize interest cost of related borrowings as a component of construction in progress.

**i. Deferred Outflows of Resources**

Deferred outflows of resources are a consumption of net assets that are applicable to a future reporting period and increase net asset position similar to assets. Deferred outflows of assets of \$19.1 million and \$17.3 million for the years ended June 30, 2022 and 2021, respectively. Deferred outflow of resources consist of the following: loss on bond refinancing, and amounts paid for other postemployment benefits. Deferred outflows of resources related to the loss on bond refinancing were \$2.6 million and \$3.4 million for the years ended June 30, 2022 and 2021 and will be amortized to interest expense using the effective interest method over the remaining life of the refinanced debt. Deferred outflows for other postemployment benefits of \$16.6 million and \$13.9 million for the years ended June 30, 2022 and 2021 represent amounts paid for employee healthcare after the actuarial measurement date but before the financial reporting date.

**j. Unearned Compensation Expenses**

Unearned compensation expenses are recognized as expense over the term of the related employment agreements.

**k. Advances**

Revenues of summer academic terms are recognized in the fiscal year earned.

Advances related to amounts received from individual and season ticket holders for subsequent year intercollegiate athletic activities, suite rentals, parking and sponsorship revenue are recognized over the term of the related athletic activities.

The University receives revenues related to sponsored agreements via grants, contracts, cooperative agreements, or other agreements. The flow of funds relative to these sponsored agreements is in the form of cost reimbursement or advanced funding.

**UNIVERSITY OF LOUISVILLE AND AFFILIATED CORPORATIONS**  
**A Component Unit of the Commonwealth of Kentucky**  
**Notes to Financial Statements**  
**For the Years Ended June 30, 2022 and 2021**

In the case of cost reimbursement, the University incurs costs on behalf of the granting authority and is then reimbursed for such costs pursuant to the terms of the sponsored agreement. Grant revenues are recognized as reimbursable costs are incurred.

In the case of advanced funding, the University receives funds prior to incurring costs pursuant to the sponsored agreement, with the stipulation that these funds may have to be returned to the sponsor. Grant revenues are recognized as the related grant costs are incurred.

**I. Compensated Absences**

University policies permit most employees to accumulate vacation and sick leave benefits that may be realized as paid time off or, in limited circumstances, as a cash payment. Expense and the related liability are recognized as vacation or sick benefits are earned, whether the employee is expected to realize the benefit as time off or in cash. Compensated absence liabilities are computed using the regular pay and termination pay rates in effect at the statement of net position date plus an additional amount for compensation-related payments such as Social Security and Medicare taxes computed using rates in effect at that date.

**m. Net Bond Premium**

The University amortizes net bond premium using the effective interest method over the life of the bonds.

**n. Deferred Inflows of Resources**

Deferred inflows of resources are an acquisition of net assets that are applicable to a future reporting period and decrease net position similar to liabilities. Deferred inflows of resources of \$719.9 million and \$742.1 million for the years ended June 30, 2022 and 2021, respectively, consist primarily of gain on bond refinancing of \$0.7 million, and \$1.0 million respectively. Postemployment benefit experience and assumptions changes of \$21.2 million and \$25.2 million, respectively, future revenues from leasing arrangements of \$32.6 million and 35.2 million, respectively, and services concession arrangements as described below.

The University entered into multi-year arrangements for food service and dining, bookstore concessions, and copy center concessions that meet the definition of service concession arrangements under GASB accounting guidance. The impact to the Statement of Net Position as of June 30, 2022, include \$32.6 million of deferred inflows of resources, \$12.8 million of long-term receivables and \$14.0 million of net capital assets recorded. The impact to the Statement of Net Position as of June 30, 2021 include \$35.2 million of deferred inflows of resources, \$14.0 million of long-term receivables and \$14.4 million of net capital assets recorded. Under the agreements, the University maintains ownership of the facilities, while the third parties will manage and operate the food service, bookstore, and copy center operations. There is no on-going liability to the University. The University's objectives for entering the agreements include improving the infrastructure surrounding these operations as well as to improve experience for customers.

**o. Net Position**

The University's net position is summarized into four major categories as follows:

- a. Net Investment in Capital Assets represents the University's investment in capital assets such as land, buildings, equipment and depreciable library materials, net of accumulated depreciation, related deferred outflows of resources reduced by related deferred inflows of resources and debt attributable to the acquisition, construction, or improvement of those assets.
- b. Restricted-nonexpendable funds include amounts that are subject to externally imposed restrictions that require the University to maintain the assets in perpetuity. These balances are the permanent endowment for scholarships and other purposes.
- c. Restricted-expendable funds are those that are subject to externally imposed restrictions governing their use for a particular purpose or period of time. The University's most significant components in this category consist of amounts restricted for capital projects, debt service, research, and public service.

**UNIVERSITY OF LOUISVILLE AND AFFILIATED CORPORATIONS**  
**A Component Unit of the Commonwealth of Kentucky**  
**Notes to Financial Statements**  
**For the Years Ended June 30, 2022 and 2021**

- d. Unrestricted net position results primarily from net operating income in excess of expenses. Although unrestricted net position is not subject to externally imposed stipulations, substantially all of the University's unrestricted net position has been designated for various academic programs, research initiatives, and capital projects.

The following table includes detail of the net position balances at June 30, 2022 and 2021 (in thousands):

	2022	2021 (Restated)
Net investment in capital assets	\$ 792,372	\$ 800,249
Restricted - Nonexpendable		
Scholarships and fellowships	1,831	1,868
Restricted - Expendable		
Scholarships and fellowships	1,568	1,542
Research	21,103	14,304
Instruction	7,024	7,479
Public service	10,103	4,397
Academic support	305	180
Institutional support	15,186	10,003
Loans	2,787	2,908
Capital projects	2,232	10,847
Debt service	14,985	21,717
Unrestricted	169,992	110,778
<b>Total net position</b>	<b>\$ 1,039,488</b>	<b>\$ 986,272</b>

**p. Revenue and Expense Classifications**

The University has classified its revenues as either operating or nonoperating revenues according to the following criteria:

Operating revenues – Operating revenues include activities that have the characteristics of exchange transactions, meaning revenues are received in exchange for goods and services, such as tuition, clinical operations, grants and contracts and intercollegiate activities. With the exception of interest expense, all expense transactions are classified as operating expenses.

Nonoperating revenues – Certain significant revenues relied on for fundamental operational support of the University are mandated by GASB requirements to be recorded as nonoperating revenues. Nonoperating revenues, meaning revenues received and the University provided no goods or services, include activities such as state appropriations, capital appropriations, Pell and other grants and contracts, gifts and contributions.

**q. Student Tuition and Fees**

Student tuition and fees are presented net of scholarship allowances in the statements of revenues, expenses and changes in net position. Scholarship allowances are the difference between the stated charge for goods and services provided by the University and the amount that is paid by students and third parties making payments on the behalf of students. To the extent that revenues from such programs are used to satisfy tuition and fees, the University has recorded a scholarship allowance. Stipends and other payments made directly to students are presented as scholarships and fellowships expense.

**UNIVERSITY OF LOUISVILLE AND AFFILIATED CORPORATIONS**  
**A Component Unit of the Commonwealth of Kentucky**  
**Notes to Financial Statements**  
**For the Years Ended June 30, 2022 and 2021**

**r. Clinical Services and Practice Plan Revenue**

The University has agreements with third-party payers that provide for payments to the University at amounts different from its established rates. Net clinical services and practice plan revenues are reported at the estimated net realizable amounts from patients, third-party payers and others for the services rendered and include estimated retroactive revenue adjustments and a provision for uncollectible accounts. Retroactive adjustments are considered in the recognition of revenue on an estimated basis in the period the related services are rendered and such estimated amounts are revised in future periods as adjustments become known.

**s. Government and Nongovernment Grants**

Support funded by grants is recognized as the University performs the contracted services or incurs outlays eligible for reimbursement under the grant agreements. Grant activities and outlays are subject to audit and acceptance by the granting agency and, as a result of such audit, adjustments could be made.

**t. Tax Status**

As a state institution of higher education, the income of the University is generally exempt from federal and state income taxes under Section 115(a) of the Internal Revenue Code and a similar provision of state law. However, the University is subject to federal and state income tax on any unrelated business taxable income.

**u. Use of Estimates**

The preparation of financial statements in conformity with accounting principles generally accepted in the United States of America requires management to make estimates and assumptions that affect the reported amounts of assets, liabilities, and deferred inflows and outflows of resources at the date of the financial statements and the reported amounts of revenues, expenses and other changes in net position during the reporting period. Actual results could differ from those estimates.

**v. Reclassification of Prior Years' Financial Statements**

In the statements of net position, revenue expenses and changes in net position, and cash flows certain prior year balances have been reclassified to conform to current year presentation. The reclassifications more accurately represent revenue and expense activities in the categories presented on the statements. These reclassifications had no effect on the change in net position.

**w. Recent Accounting Pronouncements and Restatement**

As of June 30, 2022 the following GASB Statements were implemented which had a financial or disclosure impact on the financial statements.

GASB Statement No. 87, Leases. This standard requires the recognition of certain lease assets and liabilities for leases that previously were classified as operating leases and as inflows of resources or outflows of resources recognized based on the payment provisions of the contract. It establishes a single model for lease accounting based on the foundational principle that leases are financings of the right-of-use an underlying asset. Under this standard, a lessee is required to recognize a lease liability and an intangible right-to-use lease asset, and a lessor is required to recognize a lease receivable and a deferred inflow of resources.

The University adopted the requirements of the guidance effective July 1, 2020 and has retroactively applied the provisions of this standard to the beginning of the period prior of adoption.

**UNIVERSITY OF LOUISVILLE AND AFFILIATED CORPORATIONS**  
**A Component Unit of the Commonwealth of Kentucky**  
**Notes to Financial Statements**  
**For the Years Ended June 30, 2022 and 2021**

The Statement of Net Position as of June 30, 2021 was restated to reflect the asset, liability, deferred inflows and unrestricted net position balances as stated with the affect of the adoption. Current accounts receivable increased \$11.3 million, noncurrent accounts receivable increased \$675.1 million, accrued interest receivable increased \$1.3 million and deferred inflows of resources increased \$680.6 million in to reflect the affect of recording leases where the University is the landlord. Right-of-use assets of \$64.0 million, current lease payable of \$4.3 million, noncurrent lease payable of \$59.1 million, and accrued interest payable of \$59.1 thousand were established to reflect the affect of recording leases where the University is the tenant. Beginning net position was increased \$6.3 million (between a decrease of \$0.7 million net investment in capital assets and an increase of \$7.0 million) in unrestricted activities for the net effect of activities prior to July 1, 2020.

The following statements will be implemented in future reporting periods:

GASB Statement No. 94, Public-Private and Public-Public Partnerships and availability Payment Arrangements. The objective of the pronouncement is to improve financial reporting related to public-private and public-public partnerships and availability payment arrangements. The University has not yet adopted this standard and is evaluating the impact it may have on its financial statements.

GASB Statement No. 96, Subscription Based Information Technology Arrangements. This pronouncement defines subscription-based information technology and provides guidance on accounting for the resulting capital and intangible assets and associated cost. The University has not yet adopted this standard and is evaluating the impact it may have on its financial statements.

GASB Statement No. 101, Compensated Absences. The statement updates the recognition and measurement guidance for compensated absences and amends certain previously required disclosures. The University has not yet adopted the standard and is evaluating the impact it may have on its financial statements.

**2. Cash on Deposit and Investments**

The University invests in various investment securities. Investment securities are exposed to various risks, such as interest rate, market and credit risks. Due to the level of risk associated with certain investment securities, it is at least reasonably possible that changes in the values of investment securities will occur in the near term and that such changes could materially affect the investment amounts reported in the statements of net position. The risks related to deposits and investments held by the University are described within this disclosure.

a. Summary of Carrying Values

The value of deposits and investments as of June 30, 2022 and 2021 are as follows (in thousands):

	2022	2021
Deposits	\$ 247,999	\$ 263,414
Investments	113,020	52,682
<b>Total</b>	<b>\$ 361,019</b>	<b>\$ 316,096</b>

The deposits and investments shown are included in the statement of net position as follows (in thousands):

	2022	2021
Cash and cash equivalents	\$ 220,996	\$ 206,674
Short-term investments	47,809	7,853
Deposit with bond trustee - current	33	776
Investments held with University of Louisville Foundation, Inc.	14,946	14,607
Restricted cash and cash equivalents	26,970	55,964
Investments held with University of Louisville Foundation, Inc.	3,400	3,410
Other long-term investments	46,865	26,812
<b>Total</b>	<b>\$ 361,019</b>	<b>\$ 316,096</b>

**UNIVERSITY OF LOUISVILLE AND AFFILIATED CORPORATIONS**  
**A Component Unit of the Commonwealth of Kentucky**  
**Notes to Financial Statements**  
**For the Years Ended June 30, 2022 and 2021**

b. Custodial Credit Risk

The custodial credit risk for investments is the risk that, in the event of the failure of the counterparty to a transaction, a government will not be able to recover the value of investment or collateral securities that are in the possession of an outside party. The University currently uses commercial banks and the Commonwealth of Kentucky (Commonwealth) as its depositories. Deposits with commercial banks are substantially covered by federal depository insurance or collateral held by the bank in the University's name. Depository accounts held with the Commonwealth are pooled with other agencies of the Commonwealth and are substantially covered by federal depository insurance or by collateral held by the Commonwealth in the Commonwealth's name. The University does not have a formal policy addressing custodial credit risk.

At June 30, 2022 and 2021, the University had deposits subject to custodial credit risk as follows (in thousands):

	2022		
	State Deposits	Overnight Investments	Total
Collateralized with securities held by pledging financial institution	\$ —	\$ (140,463)	\$ (140,463)
Collateralized with securities held by the Commonwealth in the Commonwealth's name	27,311	—	27,311
<b>Total</b>	<b>\$ 27,311</b>	<b>\$ (140,463)</b>	<b>\$ (113,152)</b>

	2021		
	State Deposits	Overnight Investments	Total
Collateralized with securities held by pledging financial institution	\$ —	\$ 45,445	\$ 45,445
Collateralized with securities held by the Commonwealth in the Commonwealth's name	52,312	—	52,312
<b>Total</b>	<b>\$ 52,312</b>	<b>\$ 45,445</b>	<b>\$ 97,757</b>

c. Interest Rate Risk

Interest rate risk is the risk that changes in interest rates will adversely affect the fair value of an investments. The University's policy is to invest in U.S. government and U.S. government agency securities, commercial paper, banker's acceptances, and variable rate demand notes with a maturity not greater than three years. The University has entered into a repurchase agreement for the investment of bond fund reserves. The provider financial institution agrees to deliver U.S. Treasury obligations yielding a guaranteed rate at an amount equal to the scheduled bond fund reserve in exchange for payment from the available reserve. The final maturity under this agreement is March 1, 2027.

As of June 30, 2022 and 2021, the University had investments subject to interest rate risk as reflected in the following schedules (in thousands):

	2022			
	Total	Less than 1 year	1-5 years	6-10 years
US Agency obligations	74,465	35,016	39,449	—
Other government obligations	19,646	12,794	6,852	—
Repurchase agreement	14,946	—	—	14,946
<b>Total</b>	<b>\$ 109,057</b>	<b>\$ 47,810</b>	<b>\$ 46,301</b>	<b>\$ 14,946</b>

**UNIVERSITY OF LOUISVILLE AND AFFILIATED CORPORATIONS**  
**A Component Unit of the Commonwealth of Kentucky**  
**Notes to Financial Statements**  
**For the Years Ended June 30, 2022 and 2021**

	2021			
	Total	Less than 1 year	1-5 years	6-10 years
US Agency obligations	20,912	–	20,912	–
Other government obligations	11,982	6,839	5,143	–
Repurchase agreement	14,607	–	–	14,607
Certificates of deposit	1,015	1,015	–	–
<b>Total</b>	<b>\$ 48,516</b>	<b>\$ 7,854</b>	<b>\$ 26,055</b>	<b>\$ 14,607</b>

d. Credit Risk

Credit risk is the risk that the issuer or other counterparty to an investment will not fulfill its obligations. By University policy, commercial paper must be rated the highest (A-1/P-1) by at least one Nationally Recognized Statistical Rating Organization (NRSRO). Banker's acceptances must be issued by a bank having a short-term rating of the underlying bank rated the highest (A-1/P-1). Variable rate demand notes must be backed by an unconditional letter of credit issued by a domestic bank having outstanding commercial paper rated the highest (A-1/P-2) by at least one rating service and by each rating service rating said credit. All commercial paper and banker's acceptances must be issued by domestic entities. The Commonwealth investment pool can invest in U.S. treasuries and agencies; commercial paper or asset backed securities rated in the highest category by a nationally recognized rating agency; certificates of deposit, banker's acceptances, state or local government securities and corporate, Yankee and Eurodollar securities rated in one of the three highest categories by a nationally recognized rating agency; shares of mutual funds (up to 10%) and state and local property tax certificates of delinquency secured by interests in real estate.

As of June 30, 2022 and 2021, the University had the following investments exposed to credit risk as reflected in schedules below (in thousands):

	2022		
	Aaa	Not Rated	Total
Annuities	\$ 563	\$ –	\$ 563
Investment held with the University of Louisville Foundation, Inc.	–	3,400	3,400
<b>Total</b>	<b>\$ 563</b>	<b>\$ 3,400</b>	<b>\$ 3,963</b>

	2021		
	Aaa	Not Rated	Total
Annuities	\$ 756	\$ –	\$ 756
Investment held with the University of Louisville Foundation, Inc.	–	3,410	3,410
<b>Total</b>	<b>\$ 756</b>	<b>\$ 3,410</b>	<b>\$ 4,166</b>

e. Concentration of Credit Risk

Concentration of credit risk is the risk of loss attributed to the magnitude of a government's investment in a single issuer, excluding investments issued or explicitly guaranteed by the U.S. government and investments in mutual funds, external investment pools and other pooled investments. At June 30, 2022 and 2021, the University has no investments in any one issuer as defined above that represent 5% or more of total investments.

**UNIVERSITY OF LOUISVILLE AND AFFILIATED CORPORATIONS**  
**A Component Unit of the Commonwealth of Kentucky**  
**Notes to Financial Statements**  
**For the Years Ended June 30, 2022 and 2021**

The asset allocation for investments held with the Foundation as of June 30, 2022 and 2021 is as follows:

	2022	2021
Investment in partnerships	54 %	50 %
Marketable alternatives	10 %	15 %
Mutual funds	21 %	19 %
Fixed income	11 %	10 %
Preferred and common stock	4 %	6 %
<b>Total</b>	<b>100 %</b>	<b>100 %</b>

The Foundation's investments do not have a significant concentration of credit risk within any industry or specific institution.

f. Foreign Currency Risk

This risk relates to adverse effects on the fair value of an investment from changes in exchange rates. The University had no investments denominated in foreign currency at June 30, 2022 and 2021.

**3. Fair Value Measurements**

Fair value is based on an exit price, which is the price that would be received to sell an asset or paid to transfer a liability in an orderly transaction between market participants at the measurement date. Assets and liabilities reported at fair value are organized into a hierarchy based on the levels of inputs observable in the marketplace that are used to measure fair value.

Inputs are used in applying the various valuation techniques and take into account the assumptions that market participants use to make valuation decisions. Inputs may include price information, credit data, liquidity statistics, and other factors specific to the financial instrument. Observable inputs reflect market data obtained from independent sources. In contrast, unobservable inputs reflect the entity's assumptions about how market participants would value the financial instrument. A financial instrument's level within the fair value hierarchy is based on the lowest level of any input that is significant to the fair value measurement.

The University and the component units presented in the accompanying financial statements use the fair value hierarchy to value their financial instruments.

The following describes the hierarchy of inputs used to measure fair value and the primary valuation methodologies used for financial instruments measured at fair value on a recurring basis:

Level 1 - Prices based on unadjusted quoted prices in active markets that are accessible for identical assets or liabilities are classified as Level 1.

The University classifies certificates of deposit securities and US Treasury obligations in Level 1 of the fair value hierarchy because they are valued using prices quoted in active markets for those securities.

The component units classify mutual funds, domestic equity, and US Treasury obligations as Level 1 investments.



**UNIVERSITY OF LOUISVILLE AND AFFILIATED CORPORATIONS**  
**A Component Unit of the Commonwealth of Kentucky**  
**Notes to Financial Statements**  
**For the Years Ended June 30, 2022 and 2021**

Level 2 - Quoted prices in the markets that are not considered to be active, dealer quotations or alternative pricing sources for similar assets and liabilities for which all significant inputs are observable, either directly or indirectly are classified as Level 2.

The University classifies other governmental obligations, U.S. agency obligations, and derivative instruments as Level 2. The evaluated prices of these investments may be determined by factors which include but are not limited to, market quotations, yields, maturities, call features, ratings, and standard pricing models using current forward rate assumptions and/or volatility to predict cash flows.

The component units classify mortgage, asset backed and corporate bonds as Level 2 investments. The fair value of the funds held in trust by others is determined at the market value of the underlying debt and equity securities held in the beneficial trust. The Foundation's fair value is determined based on the proportional beneficial interest held in the trust, with the Foundation as the sole beneficiary of the majority of the trusts. Due to the nature of the valuation inputs, the interest is classified within Level 2 of the hierarchy.

Level 3 - Investments classified as Level 3 have significant unobservable inputs as they trade infrequently or not at all. The inputs into the determination of fair value of these investments are based upon the best information in the circumstance and may require significant management judgment.

The University and component units do not have any investments classified as Level 3.

Net Asset Value (NAV) - Investments within the University of Louisville Foundation, Inc. investment fund consist of money market mutual funds, common and preferred stock, corporate bonds, mutual funds, investments in partnerships and funds of funds, equity method investments, U.S. Government securities, U.S. Treasuries and U.S. agency obligations. The Foundation has adopted a policy of maintaining a diverse investment pool through the use of targeted asset allocation guidelines. The fair value of the investments in the fund have been determined using the NAV per share (or its equivalent) of the investments.

The table below presents the fair value measurements of assets and liabilities held by the University as of June 30, 2022 and 2021 (in thousands):

	2022				
	Total	Quoted Prices in Active Markets for Identical Assets Level 1	Significant Other Observable Inputs Level 2	Significant Unobservable Inputs Level 3	Measured at NAV
Investments					
US Agency obligations	74,465	74,465	—	—	—
Other governmental obligations	19,646	—	19,646	—	—
University of Louisville Foundation, Inc. investment fund	3,400	—	—	—	3,400
<b>Total investments measured at fair value</b>	<b>\$ 97,511</b>	<b>\$ 74,465</b>	<b>\$ 19,646</b>	<b>\$ —</b>	<b>\$ 3,400</b>

**UNIVERSITY OF LOUISVILLE AND AFFILIATED CORPORATIONS**  
**A Component Unit of the Commonwealth of Kentucky**  
**Notes to Financial Statements**  
**For the Years Ended June 30, 2022 and 2021**

	2021				
	Total	Quoted Prices in Active Markets for Identical Assets Level 1	Significant Other Observable Inputs Level 2	Significant Unobservable Inputs Level 3	Measured at NAV
Investments					
US Agency obligations	20,912	20,912	–	–	–
Other governmental obligations	11,982	–	11,982	–	–
Certificate of deposit	1,015	1,015	–	–	–
University of Louisville Foundation, Inc. investment fund	3,410	–	–	–	3,410
<b>Total investments measured at fair value</b>	<b>\$ 37,319</b>	<b>\$ 21,927</b>	<b>\$ 11,982</b>	<b>\$ –</b>	<b>\$ 3,410</b>

Investments held by the University measured at NAV (in thousands) as of June 30, 2022 and 2021 (in thousands):

	2022		
	Fair Value	Redemption Frequency	Redemption Notice Period
University of Louisville Foundation, Inc. investment fund	\$ 3,400	Various from any valuation day to quarterly	Various from 5 to 90 days

	2021		
	Fair Value	Redemption Frequency	Redemption Notice Period
University of Louisville Foundation, Inc. investment fund	\$ 3,410	Various from any valuation day to quarterly	Various from 5 to 90 days

The table below presents the fair value measurements of assets and liabilities held by the discretely presented component units as of June 30, 2022 and 2021 (in thousands):

	2022				
	Total	Quoted Prices in Active Markets for Identical Assets Level 1	Significant Other Observable Inputs Level 2	Significant Unobservable Inputs Level 3	Measured at NAV
US Treasury obligations	\$ 101,303	\$ 38,385	\$ 62,918	–	–
Mutual funds	195,579	195,579	–	–	–
Domestic marketable equity securities	34,748	34,748	–	–	–
Mortgage bonds	27,663	–	27,663	–	–
Asset backed bonds	9,933	–	9,933	–	–
Corporate bonds	91,028	–	91,028	–	–
Funds held in trust by others	63,360	–	63,360	–	–
Hedge funds	87,449	–	–	–	87,449
Investments in partnerships	478,467	–	–	–	478,467
<b>Total investments measured at fair value</b>	<b>\$ 1,089,530</b>	<b>\$ 268,712</b>	<b>\$ 254,902</b>	<b>\$ –</b>	<b>\$ 565,916</b>

**UNIVERSITY OF LOUISVILLE AND AFFILIATED CORPORATIONS**  
**A Component Unit of the Commonwealth of Kentucky**  
**Notes to Financial Statements**  
**For the Years Ended June 30, 2022 and 2021**

	2021				
	Total	Quoted Prices in Active Markets for Identical Assets Level 1	Significant Other Observable Inputs Level 2	Significant Unobservable Inputs Level 3	Measured at NAV
US Treasury obligations	\$ 42,408	\$ 42,408	\$ —	\$ —	\$ —
Mutual funds	142,283	142,283	—	—	—
Corporate bonds	14,788	—	14,788	—	—
Funds held in trust by others	74,711	—	74,711	—	—
Hedge funds	137,470	—	—	—	137,470
Investments in partnerships	451,571	—	—	—	451,571
<b>Total investments measured at fair value</b>	<b>\$ 863,231</b>	<b>\$ 184,691</b>	<b>\$ 89,499</b>	<b>\$ —</b>	<b>\$ 589,041</b>

The fair value of alternative investments has been estimated using the NAV per share of the investments. Alternative investments held by the discretely presented component units at June 30, 2022 and 2021 are presented below (in thousands):

	2022			
	Fair Value	Unfunded Commitments	Redemption Frequency	Redemption Notice Period
Hedge funds	\$ 137,470	\$ —	Various from monthly to illiquid	Various from 30 to 90 days
Investments in partnerships	451,571	66,951	Various from monthly to illiquid	Various from 30 to 180 days

	2021			
	Fair Value	Unfunded Commitments	Redemption Frequency	Redemption Notice Period
Hedge funds	\$ 129,057	\$ 1,000	Various from monthly to illiquid	Various from 30 to 90 days
Investments in partnerships	328,695	65,882	Various from monthly to illiquid	Various from 30 to 180 days

**UNIVERSITY OF LOUISVILLE AND AFFILIATED CORPORATIONS**  
**A Component Unit of the Commonwealth of Kentucky**  
**Notes to Financial Statements**  
**For the Years Ended June 30, 2022 and 2021**

**4. Loans, Accounts, and Contributions Receivable, Net**

Loans, accounts, and contributions receivable, net as of June 30, 2022 and 2021 (in thousands):

	2022		
	Gross Receivable	Allowance	Net Receivable
Student tuition and fees	\$ 56,110	\$ (26,914)	\$ 29,196
Patient care	43,406	(18,425)	24,981
Contributions receivable	34,055	(5,109)	28,946
Sponsored agreements	37,245	(1,763)	35,482
Trade receivables	15,354	—	15,354
Rent receivables	677,983	—	677,983
Other	14,755	—	14,755
<b>Total</b>	<b>\$ 878,908</b>	<b>\$ (52,211)</b>	<b>\$ 826,697</b>
Less discount			(916)
<b>Total Receivables</b>			<b>\$ 825,781</b>
Current portion			113,344
Noncurrent portion			712,437

	2021 (Restated)		
	Gross Receivable	Allowance	Net Receivable
Student tuition and fees	\$ 53,902	\$ (23,345)	\$ 30,557
Patient care	46,777	(22,043)	24,734
Contributions receivable	34,982	(6,408)	28,574
Sponsored agreements	47,373	(3,671)	43,702
Trade receivables	9,396	—	9,396
Rent receivables	686,359	—	686,359
Other	16,566	—	16,566
<b>Total</b>	<b>\$ 895,355</b>	<b>\$ (55,467)</b>	<b>\$ 839,888</b>
Less discount			(903)
<b>Total Receivables</b>			<b>\$ 838,985</b>
Current portion			116,130
Noncurrent portion			722,855

Contributions receivable consist primarily of charitable gifts totaling \$34.1 million pledged from individual and corporate donors that are associated with the construction projects and general fundraising of the Association. Receivables with payment schedules in excess of one year are stated at their present value, using discount rates ranging from 0.0% to 2.25% as of June 30, 2022.

Rent receivables are future payments due from tenants leasing the university's equipment or real estate, slated at their present value. Other receivables consist primarily of receivables under service concession arrangements as of June 30, 2022 and June 30, 2021.

**UNIVERSITY OF LOUISVILLE AND AFFILIATED CORPORATIONS**  
**A Component Unit of the Commonwealth of Kentucky**  
**Notes to Financial Statements**  
**For the Years Ended June 30, 2022 and 2021**

Contributions receivable as of June 30, 2022 and 2021 are due to be received as follows (in thousands):

	2022	2021
Less than one year	\$ 10,195	\$ 10,893
One to three years	8,923	10,009
Greater than three years	13,937	14,080
<b>Total gross contributions receivable</b>	<b>33,055</b>	<b>34,982</b>
Less discount	(916)	(903)
Less allowance	(5,109)	(6,408)
<b>Net contributions receivable</b>	<b>\$ 27,030</b>	<b>\$ 27,671</b>

The University records operating and capital pledges as revenue when all eligibility requirements have been met. Endowment pledges are not recognized as revenue until the gifts are received.

**5. Due From Affiliates**

a. University of Louisville Foundation, Inc.

The Foundation receives, invests, manages and administers private gifts, bequests and endowments donated for the benefit of the University. The Foundation acts in a fiduciary capacity, distributing the donated and earned funds as required by the terms of the gifts and consistent with the donor's intent. The Foundation owed \$4.8 million and \$5.2 million to the University as of June 30, 2022 and 2021, respectively, to fund spending of these donations and earnings and is recorded in current due from affiliate.

b. University of Louisville Real Estate Foundation, Inc.

The University manages ULREF owned dorms, including collection of rents, payment of related expenses and managing the properties. No balances for rents collected were due or reimbursement of expenses owed as of June 30, 2022 and 2021. The ULREF has executed ground leases with the University for each of the managed dorms. The ground lease stipulates an annual rent based on a calculation of net available cash flow for each dorm. For the year ending June 30, 2021 there were no rents earned. For the year ending June 30, 2022, \$1.1 million in rents were earned and included in current due from affiliates.

c. University of Louisville Physicians, Inc. (ULP)

In June 2016, the Research Foundation received a \$5.9 million unsecured, noninterest bearing note from University of Louisville Physicians, Inc. (ULP), an affiliate entity, for past due fees owed the Research Foundation. ULP repaid \$0.8 million of the outstanding balance during the years ended June 30, 2022 and 2021, respectively. The outstanding note balance is \$2.4 million as of June 30, 2022 with \$0.8 million in current due from affiliate and the remaining \$1.6 million in noncurrent due from affiliate.

The University has receivables from ULP due through the normal course of business and reflected in loans, accounts and contributions receivable, net in the Statements of Net Position. As of June 30, 2022 receivables of \$12 thousand and \$0.1 million, respectively were due.

d. University Medical Center, Inc. (UMC)

The University has receivables from UMC due through the normal course of business and reflected in loans, accounts and contributions receivable, net in the Statements of Net Position. As of June 30, 2022 and 2021, receivables of \$0 million and \$5.2 million were due, respectively.

**UNIVERSITY OF LOUISVILLE AND AFFILIATED CORPORATIONS**  
**A Component Unit of the Commonwealth of Kentucky**  
**Notes to Financial Statements**  
**For the Years Ended June 30, 2022 and 2021**

e. UL Health, Inc. (UL Health)

In relation to the academic and programmatic support provided by UL Health, Inc. to the Research Foundation, UL Health, Inc.'s Board of Directors approved additional academic mission support of \$23.0 million and \$33.2 million for the years ended June 30, 2022 and 2021, payables to the Research Foundation over three years. During fiscal year 2022, the Research Foundation received payments of \$10.6 million related to the agreement with UL Health. As of June 30, 2022, the remaining balance due to the Research Foundation is \$54.2 million and is reported in current and noncurrent due from affiliates based on when receipt of payment is expected.

The University has receivables from UL Health due through the normal course of business and reflected in loans, accounts and contributions receivable, net in the Statements of Net Position. As of June 30, 2022 and 2021, receivables of \$8.4 million and \$3.6 million were due, respectively.

**6. Capital and Intangible Assets, Net**

Capital assets and intangible assets as of June 30, 2022 and 2021 are as follows (in thousands):

	2022				
	Beginning Balance	Additions	Retirements	Transfers	Ending Balance
<b>Cost - Nondepreciable</b>					
Land	\$ 58,425	\$ —	\$ —		\$ 58,425
Rare books	48,468	28	—		48,496
Construction in progress	37,752	40,304	—	(37,950)	40,106
<b>Subtotal</b>	<b>144,645</b>	<b>40,332</b>	<b>—</b>	<b>(37,950)</b>	<b>147,027</b>
<b>Cost - Depreciable</b>					
Buildings	1,501,606	2,233	(9,261)	37,950	1,532,528
Infrastructure	53,907	71	—		53,978
Land improvements	21,471	—	(161)		21,310
Equipment	235,521	10,491	(1,062)		244,950
Leasehold improvements	2,117	—	—		2,117
Library materials	177,375	1,074	—		178,449
Right-of-use asset	69,538	3,023	—		72,561
<b>Subtotal</b>	<b>2,061,535</b>	<b>16,892</b>	<b>(10,484)</b>	<b>37,950</b>	<b>2,105,893</b>
<b>Total capital and intangible assets, cost</b>	<b>2,206,180</b>	<b>57,224</b>	<b>(10,484)</b>	<b>—</b>	<b>2,252,920</b>
<b>Accumulated depreciation and amortization</b>					
Buildings	678,554	41,204	(7,599)		712,159
Infrastructure	7,489	901	—		8,390
Land improvements	6,446	603	—		7,049
Equipment	205,158	11,157	(979)		215,336
Leasehold improvements	1,816	64	—		1,880
Library materials	167,360	2,436	—		169,796
Right-of-use asset	5,509	5,618	—		11,127
<b>Total accumulated depreciation and amortization</b>	<b>1,072,332</b>	<b>61,983</b>	<b>(8,578)</b>	<b>—</b>	<b>1,125,737</b>
<b>Capital and intangible assets, net</b>	<b>\$ 1,133,848</b>	<b>\$ (4,759)</b>	<b>\$ (1,906)</b>	<b>\$ —</b>	<b>\$ 1,127,183</b>

**UNIVERSITY OF LOUISVILLE AND AFFILIATED CORPORATIONS**  
**A Component Unit of the Commonwealth of Kentucky**  
**Notes to Financial Statements**  
**For the Years Ended June 30, 2022 and 2021**

	Beginning Balance	2021 (Restated)			Ending Balance
		Additions	Retirements	Transfers	
<b>Cost - Nondepreciable</b>					
Land	\$ 58,425	\$ —	\$ —	\$ —	\$ 58,425
Rare books	48,382	86	—	—	48,468
Construction in progress	5,233	34,993	—	(2,474)	37,752
<b>Subtotal</b>	<b>112,040</b>	<b>35,079</b>	<b>—</b>	<b>(2,474)</b>	<b>144,645</b>
<b>Cost - Depreciable</b>					
Buildings	1,498,062	1,070	—	2,474	1,501,606
Infrastructure	53,907	—	—	—	53,907
Land improvements	21,471	—	—	—	21,471
Equipment	226,500	12,037	(3,016)	—	235,521
Leasehold improvements	2,117	—	—	—	2,117
Library materials	176,111	1,264	—	—	177,375
Right-of-use asset	69,538	—	—	—	69,538
<b>Subtotal</b>	<b>2,047,706</b>	<b>14,371</b>	<b>(3,016)</b>	<b>2,474</b>	<b>2,061,535</b>
<b>Total capital and intangible assets, cost</b>	<b>2,159,746</b>	<b>49,450</b>	<b>(3,016)</b>	<b>—</b>	<b>2,206,180</b>
<b>Accumulated depreciation and amortization</b>					
Buildings	636,269	42,285	—	—	678,554
Infrastructure	6,591	898	—	—	7,489
Land improvements	5,873	573	—	—	6,446
Equipment	197,026	11,122	(2,990)	—	205,158
Leasehold improvements	1,755	61	—	—	1,816
Library materials	164,519	2,841	—	—	167,360
Right to use asset	5,509	—	—	—	5,509
<b>Total accumulated depreciation and amortization</b>	<b>1,017,542</b>	<b>57,780</b>	<b>(2,990)</b>	<b>—</b>	<b>1,072,332</b>
<b>Capital and intangible assets, net</b>	<b>\$ 1,142,204</b>	<b>\$ (8,330)</b>	<b>\$ (26)</b>	<b>\$ —</b>	<b>\$ 1,133,848</b>

**7. Accounts Payable and Accrued Liabilities**

Accounts payable and accrued liabilities consist of the following at June 30, 2022 and 2021 (in thousands):

	2022	2021 (Restated)
Salaries and benefits	\$ 37,913	\$ 37,319
Payroll taxes	26,269	36,265
Construction	4,046	3,486
Accrued interest	4,662	5,022
Other	40,370	31,718
<b>Total</b>	<b>\$ 113,260</b>	<b>\$ 113,810</b>

Accrued interest includes \$1.3 million relate to leases payable as of June 30, 2022 and 2021.

**UNIVERSITY OF LOUISVILLE AND AFFILIATED CORPORATIONS**  
**A Component Unit of the Commonwealth of Kentucky**  
**Notes to Financial Statements**  
**For the Years Ended June 30, 2022 and 2021**

**8. Line of Credit**

The University received a line of credit with a financial institution in the form of a revenue anticipation note on July 1, 2020 in the amount of \$50 million with a maturity date of June 30, 2021. Advances on the line of credit bear interest at the daily LIBOR plus 1.25%. No draws were made from the available credit through its expiration. The University renewed the line of credit on July 1, 2022 with a maturity date of June 30, 2023 with substantially the same terms as the original line of credit.

In April 2021, the Association entered into a \$20.0 million line of credit with a financial institution to fund the Association's working capital expenses. The line of credit is secured by collateral, including funding and revenues of the Association and third-party pledges to the Association. The line of credit converts to a 20-year note May 31, 2023 with principal and interest payments through April 30, 2043. The interest rate on the new loan at conversion is fixed at 2.93%. There were no draws on the line of credit during the year ending June 30, 2022. The balance of the line of credit is \$9.0 million as of June 30, 2022.

**9. Leases**

**a. Lessee Arrangements**

The University leases operating and office facilities for various terms under long-term, non-cancelable lease agreements. The leases expire at various dates through 2067 and provide for renewal options ranging from one year to fifty years. The University records right-of-use assets and lease liabilities based on the present value of expected payments over the lease term of the respective leases. The expected payments are discounted using the interest rate charged on the lease, if available, or are otherwise discounted using the University's incremental borrowing rate. Variable payments are excluded from the valuations unless they are fixed in substance. Those variable payments are recognized as outflows of resources in the periods in which the obligation for those payments is incurred. Certain facility leases provide for increases in future minimum annual rental payments based on defined increases in the Consumer Price Index, subject to certain minimum increases. The Association does not have any leases subject to a residual value guarantee.

Right-to-use assets acquired through outstanding leases are shown below, by underlying asset class.

	Net asset balance as of June 30, 2022	
Building	\$	60,803
Land		632
<b>Total</b>	<b>\$</b>	<b>61,435</b>

See Note 6, Capital Assets for balances of right-of-use assets and associated accumulated amortization. See Note 12 Other Liabilities for balances of lease liabilities.



**UNIVERSITY OF LOUISVILLE AND AFFILIATED CORPORATIONS**  
**A Component Unit of the Commonwealth of Kentucky**  
**Notes to Financial Statements**  
**For the Years Ended June 30, 2022 and 2021**

The University's total future minimum lease payments to be made under lease agreements are as follows (in thousands), subject to change with new leases:

For the year ending June 30,	Principal	Interest
2023	\$ 4,832	\$ 1,734
2024	4,307	1,612
2025	2,736	1,510
2026	2,782	1,429
2027	2,455	1,352
2028-2032	12,079	5,690
2033-2037	12,038	3,870
2038-2042	12,770	1,985
2043-2047	7,608	264
2048-2052	43	31
2053-2057	50	24
2058-2062	58	16
2063-2067	67	6
<b>Future minimum lease payments</b>	<b>\$ 61,824</b>	<b>\$ 19,525</b>

The University leases operating and office facilities from an affiliated party, and a related right-to-use lease asset and liability have been recorded. The leases provide for minimum annual lease payments totaling \$1.3 million expiring at various times through 2038, plus variable payments based on usage.

**b. Lessor Arrangements**

The University leases operating, office space and hospitals to external parties. The University records lease receivables as deferred inflows of resources based on the present value of expected receipts over the term of the respective leases. The expected receipts are discounted using the interest rate charged on the lease or the Research Foundation's incremental borrowing rate. Variable payments are excluded from the valuations unless they are fixed in substance. During the years ended June 30, 2022 and 2021, the University recognized revenues relating to these lease arrangements totaling \$28.2 million and \$27.6 million, respectively. Of those receipts, \$26.7 million was received from a related party during each respective year.

**UNIVERSITY OF LOUISVILLE AND AFFILIATED CORPORATIONS**  
**A Component Unit of the Commonwealth of Kentucky**  
**Notes to Financial Statements**  
**For the Years Ended June 30, 2022 and 2021**

**10. Bonds, Notes, and Contracts**

Long-term debt, net of discount, of the University consisted of the following at June 30, 2022 and 2021 (in thousands):

	Interest Rate	Fiscal Year of Maturity	2022	2021
General Receipts Bonds:				
Series B of 2010	5.5%	2028	20,942	20,942
Series A of 2011	4.0% to 5.0%	2032	—	1,565
Series A of 2012	5.0%	2023	1,635	3,190
Series A of 2016	2.0% to 5.0%	2036	9,435	10,275
Series B of 2016	3.0% to 5.0%	2028	15,025	17,270
Series C of 2016	2.0% to 4.0%	2029	38,370	43,050
Series D of 2016	3.0% to 5.0%	2036	45,295	45,295
Series E of 2016	2.2% to 3.0%	2023	1,055	2,185
Series F of 2016	5.0%	2028	15,540	17,715
Series A of 2020	2.0% to 5.0%	2051	45,320	45,320
Series A of 2021	1.5%	2032	20,980	21,400
Series B of 2021	2.0% to 5.0%	2051	39,300	39,450
Notes from direct placement	2.9%	2043	14,855	11,000
Contracts	1.8% to 10.7%	2021 to 2033	30,551	17,986
<b>Total long-term debt</b>			<b>298,303</b>	<b>296,643</b>
Net unamortized premium			11,372	13,347
<b>Long-term debt, net</b>			<b>\$ 309,675</b>	<b>\$ 309,990</b>

The change in bonds, notes from direct placement, and contracts is summarized as follows (in thousands):

	2022					
	Beginning Balance	Additions	Retirements	Ending Balance	Current Portion	Noncurrent Portion
Bonds payable	\$ 267,657	\$ —	\$ (14,760)	\$ 252,897	\$ 17,025	\$ 235,872
Notes from direct placement	11,000	4,979	(1,124)	14,855	465	14,390
Contracts	17,986	16,383	(3,817)	30,552	7,930	22,622
<b>Total</b>	<b>296,643</b>	<b>21,362</b>	<b>(19,701)</b>	<b>298,304</b>	<b>25,420</b>	<b>272,884</b>
Less amortized net (discount)/premium	13,347	—	(1,976)	11,371	1,762	9,609
<b>Net long-term debt</b>	<b>\$ 309,990</b>	<b>\$ 21,362</b>	<b>\$ (21,677)</b>	<b>\$ 309,675</b>	<b>\$ 27,182</b>	<b>\$ 282,493</b>

	2021					
	Beginning Balance	Additions	Retirements	Ending Balance	Current Portion	Noncurrent Portion
Bonds payable	\$ 241,277	\$ 60,850	\$ (34,470)	\$ 267,657	\$ 15,390	\$ 252,267
Notes from direct placement	5,156	11,000	(5,156)	11,000	—	11,000
Contracts	27,543	260	(9,817)	17,986	4,282	13,704
<b>Total</b>	<b>273,976</b>	<b>72,110</b>	<b>(49,443)</b>	<b>296,643</b>	<b>19,672</b>	<b>276,971</b>
Less amortized net (discount)/premium	14,329	2,454	(3,436)	13,347	1,771	11,576
<b>Net long-term debt</b>	<b>\$ 288,305</b>	<b>\$ 74,564</b>	<b>\$ (52,879)</b>	<b>\$ 309,990</b>	<b>\$ 21,443</b>	<b>\$ 288,547</b>

**UNIVERSITY OF LOUISVILLE AND AFFILIATED CORPORATIONS**  
**A Component Unit of the Commonwealth of Kentucky**  
**Notes to Financial Statements**  
**For the Years Ended June 30, 2022 and 2021**

Principal maturities and interest on bonds, notes from direct placement and contracts for the fiscal years ending June 30 are as follows (in thousands):

	Bonds Payable		Notes from Direct Placement		Contracts Payable	
	Principal	Interest	Principal	Interest	Principal	Interest
2023	\$ 17,025	\$ 9,290	\$ 465	\$ 274	\$ 7,930	888
2024	16,460	8,664	1,382	443	5,000	586
2025	16,060	8,057	1,032	400	3,578	459
2026	16,410	7,423	782	369	3,385	366
2027	17,080	6,761	775	342	2,920	277
2028-2032	81,507	19,924	10,419	1,050	7,329	420
2033-2037	38,390	9,958	—	—	409	11
2038-2042	15,815	5,499	—	—	—	—
2043-2047	17,960	3,351	—	—	—	—
2048-2052	16,190	872	—	—	—	—
<b>Total</b>	<b>\$ 252,897</b>	<b>\$ 79,798</b>	<b>\$ 14,855</b>	<b>\$ 2,878</b>	<b>\$ 30,551</b>	<b>\$ 3,007</b>

The University has capitalized leased equipment with a net book value of \$3.1 million as of June 30, 2022 and 2021,

The General Receipts Bonds are collateralized by mortgages on certain University properties. Association revenue totaling \$2.0 million annually is to be available for amounts owed by the Association under the Arena lease agreement. The remaining operating and nonoperating income of the University, excluding income which as a condition of receipt is not available for payment of debt service charges, are pledged for the General Receipts Bonds. Total principal and interest remaining on the bond debt is \$332.7 million, with annual requirements ranging from \$4.3 million in 2037 to \$42.0 million in 2028.

As of June 30, 2022 and 2021, investments at fair value totaling approximately \$15.0 million and \$15.4 million, respectively, for retirement of indebtedness funds have been deposited with the bond trustees and escrow agents as required under the various bond indentures and capital lease agreements.

**University of Louisville General Receipts Bonds, 2010 Series B**

In December 2010, the University issued \$20.9 million of University of Louisville, General Receipts Bonds, 2010 Series B at a total interest cost of 1.8%, net of the subsidy from the *Build America Bonds Act* (BAB). The project financed consists of multiple energy conservation measures within 17 educational and general buildings on the Health Sciences, Shelby and Belknap campuses. The project is expected to produce annual utility cost savings and is being conducted under contract to the University by an energy management company that has guaranteed the annual savings to the University under the detailed terms of the contract. Security for the bonds includes a pledge of the general receipts of the University and the imposition of a state intercept. The General Receipts Bonds, 2010 Series B were issued as bonds designated as QECBs under the provisions of the *American Recovery and Reinvestment Act of 2009*. The University expects to receive a cash subsidy payment from the United States Treasury equal to approximately 67% of the interest payable on the General Receipts Bonds, 2010 Series B. The subsidy payment is contingent on federal regulations and may be subject to change. Final maturity of the bond is September 1, 2027.

**University of Louisville General Receipts Bonds, 2011 Series A**

In August 2011, the University issued \$33.8 million of University of Louisville, General Receipts Bonds, 2011 Series A at a total interest cost of 3.6%. The project financed consists of a 128,700 square foot student recreation center. Features include six basketball courts, an indoor running track, a synthetic surface multi-activity court, three aerobics studios, a fitness lab, four racquetball courts, multipurpose activity space, and nearly 20,000 square feet of weight and cardiovascular equipment. Final maturity of the bonds is September 1, 2031. These bonds were partially refunded by the issuance of General Receipts Bonds 2021 Series A. The final maturity due to the refunding is September 1, 2021. The balance remaining of the General Receipts Bonds 2011 Series A is \$1.6 million as of June 30, 2021.

**UNIVERSITY OF LOUISVILLE AND AFFILIATED CORPORATIONS**  
**A Component Unit of the Commonwealth of Kentucky**  
**Notes to Financial Statements**  
**For the Years Ended June 30, 2022 and 2021**

**University of Louisville General Receipts Bonds, 2012 Series A**

In June 2012, the University issued \$14.6 million of University of Louisville, General Receipts Bonds, 2012 Series A at a total interest cost of 2.1%. The bonds were issued to advance refund \$13.5 million of Consolidated Educational Buildings Revenue Bonds Series N (Series N) with a weighted average interest rate of 3.9% and \$5.3 million of Consolidated Educational Buildings Revenue Bonds Series O (Series O) with a weighted average interest rate of 4.1% (combined, the prior bonds). Final maturity on the 2012 Bonds is March 1, 2023.

**University of Louisville General Receipts Bonds, 2016 Series A**

In April 2016, the University issued \$14.1 million of University of Louisville, General Receipts Bonds, 2016 Series A at a total interest cost of 2.8%. The bonds were issued to fund the University's share of the cost of the renovation and expansion of the University of Louisville Student Activity Center and to currently refund \$3.2 million of University of Louisville General Receipts Bonds, Taxable Build America Bonds, 2010 Series A with a weighted average interest rate of 3.7% and \$2.6 million of Consolidated Educational Buildings Revenue Bonds Series P with a weighted average interest rate of 3.9% (combined, the prior bonds). Final maturity on the 2016 Series A Bonds is March 1, 2036.

**University of Louisville General Receipts Bonds, 2016 Series B**

In April 2016, the University issued \$23.7 million of University of Louisville, General Receipts Bonds, 2016 Series B at a total interest cost of 2.2%. The bonds were issued to advance refund \$24.6 million of University of Louisville General Receipts Bonds, 2007 Series A with a weighted average interest rate of 4.0%. The bond proceeds together with an issuance premium of \$2.4 million have been used to retire the General Receipts Bonds 2007 Series A. Final maturity on the 2016 Series B bonds is September 1, 2027.

**University of Louisville General Receipts Bonds, 2016 Series C**

In April 2016, the University issued \$51.7 million of University of Louisville, General Receipts Bonds, 2016 Series C at a total interest cost of 2.5%. The bonds were issued to advance refund \$52.0 million of University of Louisville General Receipts Bonds, 2008 Series A with a weighted average interest rate of 4.5%. The bond proceeds together with an issuance premium of \$6.4 million have been used to retire General Receipts Bonds 2008 Series A. Final maturity on the 2016 Series C Bonds is September 1, 2028.

**University of Louisville General Receipts Bonds, 2016 Series D and Taxable General Receipts Bonds, 2016 Series E**

In December 2016, the University issued \$45.3 million of University of Louisville, General Receipts Bonds, 2016 Series D at a total interest cost of 3.8% and \$5.4 million of University of Louisville, Taxable General Receipts Bonds, 2016 Series E at a total interest cost of 2.5%. The proceeds of the 2016 Series D Bonds and the 2016 Series E Bonds will be used by the University to finance the expansion of the University's Papa John's Cardinal Stadium. Final maturity on the 2016 Series D and Series E Bonds is March 1, 2036 and March 1, 2023, respectively.

**University of Louisville General Receipts Bonds, 2016 Series F**

In December 2016, the University issued \$27.6 million of University of Louisville, General Receipts Bonds, 2016 Series F at a total interest cost of 2.7%. The bonds were issued to advance refund \$29.5 million of Metro Government Mortgage Revenue Bonds, Series 2008 B with a weighted average interest rate of 4.1%. The bond proceeds together with an issuance premium of \$3.6 million have been used to retire the Metro Government Mortgage Revenue Bonds, Series 2008 B. Final maturity on the 2016 Series F Bonds is March 1, 2028.

**University of Louisville General Receipts Bonds, 2020 Series A**

In June 2020, the University issued \$45.3 million of University of Louisville, General Receipts Bonds, 2020 Series A at a total interest cost of 2.7%. The bond proceeds together with an issuance premium of \$1.4 million will be used to finance a new 452 bed residence hall, including the construction, installation, equipping of the dormitory, and payment of interest through the construction period. Final maturity of the bonds is September 1, 2050.

**UNIVERSITY OF LOUISVILLE AND AFFILIATED CORPORATIONS**  
**A Component Unit of the Commonwealth of Kentucky**  
**Notes to Financial Statements**  
**For the Years Ended June 30, 2022 and 2021**

**University of Louisville General Receipts Bonds, 2021 Series A**

In June 2021, the University issued \$21.4 million of University of Louisville, General Receipts Bonds, 2021 Series A at a total interest cost of 1.55%. These bonds were a private placement with a financial institution. The proceeds were used to advance refund \$20.8 million of the General Receipt Bonds, 2010 Series A with a total interest cost of 3.6%. The bond proceeds have been deposited in escrow and will be used to redeem and retire the General Receipt Bonds, 2011 Series A on September 1, 2021. Final maturity on the General Receipt Bonds, 2021 Series A is September 1, 2031. The University will reduce its total debt service payments over the next ten years by \$4.2 million and realize net present value savings of approximately \$3.8 million as a result of the refinancing.

**University of Louisville General Receipts Bonds, 2021 Series B**

In May 2021, the University issued \$39.5 million of University of Louisville, General Receipts Bonds, 2021 Series B at a total interest cost of 2.7%. The bond proceeds together with an issuance premium of \$1.4 million will be used to finance a new 452 bed residence hall, including the construction, installation, and equipping of the dormitory. Final maturity of the bonds is September 1, 2051.

**Notes from Direct Placement**

In April 2021, the Association entered into a \$11 million term loan with a financial institution. The loan is secured by collateral, including funds and revenues of the Association and third-party pledges to the Association. Principal repayments will begin May 31, 2023 as the note carries an interest only period ending on April 30, 2023. The interest rate on the new loan is fixed at 2.93%. The balance of the term loan is \$11 million as of June 30, 2022.

The Association entered into a financing arrangement with vendors to finance certain fixtures and equipment. The notes are payable over 10 years. The balance of the notes is \$3.9 million as of June 30, 2022.

**Contracts**

The University enters into financing arrangements with financial institutions or businesses for the purchase of equipment or services. The financing entity receives an exclusive security interest in any and all equipment acquired, built or maintained. The individual agreements specify as events of default failure to remit payments when such failure continues for 10 days after the due date, the application for or consent to the appointment of a receiver in bankruptcy, and failure to perform any other covenant for a period of 30 days. The University, through the financing arrangement, covenants not to grant secondary liens on the equipment financed, to carry adequate insurance with the financial institution as loss payee, and to not act or fail to act when such action or inaction would impair the tax exempt status of the interest under the lease.

**11. Notes Payable to University of Louisville Foundation, Inc.**

In January 1999, the Association obtained an \$8.5 million unsecured, noninterest bearing loan from the Foundation for the construction of Cardinal Park. The Association is obligated to repay the loan upon redemption of a life insurance policy pledged by a certain donor. The outstanding balance was approximately \$1.0 million for each of the years ended June 30, 2022 and 2021.

**UNIVERSITY OF LOUISVILLE AND AFFILIATED CORPORATIONS**  
**A Component Unit of the Commonwealth of Kentucky**  
**Notes to Financial Statements**  
**For the Years Ended June 30, 2022 and 2021**

**12. Other Liabilities**

Other liabilities of the University are summarized at June 30, 2022 and 2021 (in thousands):

	2022					
	Beginning Balance	Additions	Reductions	Ending Balance	Current Portion	Noncurrent Portion
Unearned compensation and wages payable	2,486	5,387	(4,609)	3,264	1,120	2,144
Deposits	1,142	1,257	(630)	1,769	–	1,769
Advances	57,436	349,498	(358,970)	47,964	42,019	5,945
Amounts due federal government for student loan program	17,311	2	(978)	16,335	–	16,335
Leases payable	63,469	2,811	(4,456)	61,824	4,832	56,992
Other long-term liabilities	5,045	–	(3,000)	2,045	–	2,045
<b>Total</b>	<b>\$ 146,889</b>	<b>\$ 358,955</b>	<b>\$ (372,643)</b>	<b>\$ 133,201</b>	<b>\$ 47,971</b>	<b>\$ 85,230</b>

	2021 (Restated)					
	Beginning Balance	Additions	Reductions	Ending Balance	Current Portion	Noncurrent Portion
Unearned compensation and wages payable	5,248	2,203	(4,965)	2,486	1,537	949
Deposits	1,061	520	(439)	1,142	–	1,142
Advances	54,844	389,615	(387,023)	57,436	50,894	6,542
Amounts due federal government for student loan program	17,145	291	(125)	17,311	–	17,311
Leases payable	69,538	–	(6,069)	63,469	4,336	59,133
Other long-term liabilities	6,130	–	(1,085)	5,045	–	5,045
<b>Total</b>	<b>\$ 153,966</b>	<b>\$ 392,629</b>	<b>\$ (399,706)</b>	<b>\$ 146,889</b>	<b>\$ 56,767</b>	<b>\$ 90,122</b>

**UNIVERSITY OF LOUISVILLE AND AFFILIATED CORPORATIONS**  
**A Component Unit of the Commonwealth of Kentucky**  
**Notes to Financial Statements**  
**For the Years Ended June 30, 2022 and 2021**

**13. Natural Classification**

The University's operating expenses by natural classification were as follows for the years ended June 30, 2022 and 2021 (in thousands):

	<b>2022</b>					
	Salary and wages	Employee Benefits	Utilities	Scholarships and fellowships	Supplies and other	Total
Instruction	\$ 193,660	\$ 50,673	\$ 10	\$ 1,404	\$ 14,683	\$ 260,430
Research	87,213	22,771	40	1,709	47,203	158,936
Public service	52,809	13,778	47	288	105,083	172,005
Academic support	83,661	20,791	137	1,022	63,820	169,431
Student services	18,451	6,325	125	61	10,932	35,894
Institutional support	49,361	12,880	—	(31)	28,775	90,985
Operation and maintenance of plant	14,603	5,230	21,416	272	22,981	64,502
Scholarships and fellowships	4,463	982	—	52,400	809	58,654
Auxiliary enterprises	1,651	636	664	(179)	5,628	8,400
Intercollegiate athletics	45,311	8,795	958	5,812	60,660	121,536
Depreciation and amortization	—	—	—	—	—	61,983
<b>Total</b>	<b>\$ 551,183</b>	<b>\$ 142,861</b>	<b>\$ 23,397</b>	<b>\$ 62,758</b>	<b>\$ 360,574</b>	<b>\$ 1,202,756</b>

	<b>2021 (Restated)</b>					
	Salary and wages	Employee Benefits	Utilities	Scholarships and fellowships	Supplies and other	Total
Instruction	\$ 183,884	\$ 43,599	\$ 7	\$ 1,190	\$ 12,742	241,422
Research	87,355	19,611	43	1,040	43,184	151,233
Public service	52,491	11,602	40	254	83,186	147,573
Academic support	83,998	18,026	75	1,070	62,305	165,474
Student services	16,764	5,511	125	108	7,679	30,187
Institutional support	46,184	7,257	—	178	25,440	79,059
Operation and maintenance of plant	13,410	5,083	20,098	229	13,327	52,147
Scholarships and fellowships	4,346	782	—	30,219	573	35,920
Auxiliary enterprises	1,392	467	704	(248)	4,951	7,266
Intercollegiate athletics	35,789	7,458	895	5,583	34,547	84,272
Depreciation and amortization	—	—	—	—	—	63,128
<b>Total</b>	<b>\$ 525,613</b>	<b>\$ 119,396</b>	<b>\$ 21,987</b>	<b>\$ 39,623</b>	<b>\$ 287,934</b>	<b>\$ 1,057,681</b>

**UNIVERSITY OF LOUISVILLE AND AFFILIATED CORPORATIONS**  
**A Component Unit of the Commonwealth of Kentucky**  
**Notes to Financial Statements**  
**For the Years Ended June 30, 2022 and 2021**

**14. Risk Management**

The University is exposed to various risks of loss related to torts; theft of, damage to, and destruction of assets; errors and omissions; injuries to employees; and natural disasters. These risks are covered by (1) the State Fire and Tornado Insurance Fund (the "Fund"); (2) Sovereign Immunity and the State Board of Claims or, (3) in the case of risks not covered by the Fund and Sovereign Immunity, commercial insurance, or participation in insurance risk retention groups.

The Fund covers losses to property from fire, wind, earthquake, flood and other named perils between \$500 and \$1,000,000 per occurrence. Losses in excess of \$1,000,000 are insured by commercial carriers up to \$1.2 billion per occurrence on an actual cash value basis. As a state agency, the University is vested with Sovereign Immunity and is subject to the provisions of the Board of Claims Act, under which the University's liability for certain negligence claims is limited to \$200,000 for any one person and \$350,000 for multiple claims resulting from a single act of negligence. Claims against educators' errors and omissions and wrongful acts are insured through a risk retention group. There have been no significant reductions in insurance coverage from 2021 to 2022. Settlements have not exceeded insurance coverage during the past three years.

University medical and dental students, residents, and most School of Medicine faculty are insured against medical malpractice by a captive liability insurer. Other faculty, agents, and certain non-physician employees are insured against medical malpractice by commercial insurance. The University also has the benefit of an excess coverage fund established by the Commonwealth of Kentucky.

The University is self-insured for the medical benefits provided to employees. The cost of such self-insured benefits provided during the years ended June 30, 2022 and 2021, respectively, was approximately \$71.3 million and \$68.2 million, including \$5.9 million and \$5.4 million accrued for estimated claims incurred but not reported, included in accounts payable and accrued liabilities in the statements of net position.

The following table reconciles the claims liability for the fiscal years ended June 30, 2022, June 30, 2021, and June 30, 2020 (in thousands):

Fiscal year ended June 30,	Beginning Balance	Current Year Claims and Changes in Estimates	Claim Payments	Ending Balance
2022	\$ 5,449	\$ 71,711	\$ (71,304)	\$ 5,856
2021	\$ 5,287	\$ 68,376	\$ (68,214)	\$ 5,449
2020	\$ 5,189	\$ 61,615	\$ (61,517)	\$ 5,287

**15. Funding from Higher Education Relief Funds**

The Federal Government passed the Coronavirus Aid, Relief, and Economic Security (CARES) Act on March 27, 2020, the Coronavirus Response and Relief Supplemental Appropriations Act of 2021 on December 27, 2020, and the American Rescue Plan Act of 2021 on March 11, 2021, all of which included funding for the Higher Education Emergency Relief Fund (HEERF). These funds were awarded to institutions of higher education in multiple allotments. The University received funding in two allotments: institutional aid to provide support for pivoting instruction to online delivery, and a student portion to provide emergency financial aid grants to students. The University received allocations totaling \$31.3 million for financial aid grants and \$39.2 million for institutional aid. As of June 30, 2022, all of the funding had been utilized. These revenues are included in nonexchange grants and contracts in Nonoperating revenue (expenses) while expenses are reported in institutional and scholarship in the operating expense section of the Statements of Revenues, Expenses, and Changes in Net Position.



**UNIVERSITY OF LOUISVILLE AND AFFILIATED CORPORATIONS**  
**A Component Unit of the Commonwealth of Kentucky**  
**Notes to Financial Statements**  
**For the Years Ended June 30, 2022 and 2021**

**16. Retirement Plans**

**a. Defined Contribution Plan**

Permanent, full-time University employees become eligible to participate in a defined contribution plan administered by the University upon completion of one year's service and attainment of age 21. The University of Louisville 403(b) Retirement Plan (Plan) was established by the University and approved by the Board of Trustees. The plan requires three years of continuous service for employees to vest in employer contributions.

From plan inception through April 30, 2020, eligible employees not contributing to the Retirement Plan were entitled to a 7.5% of base salary contribution on their behalf from the University and an additional match of 2.5% employee contributions. The University amended the Retirement Plan during and discontinued base salary and matching contributions from May 1, 2020 through July 30, 2020. Beginning August 1, 2020, base salary and matching contributions were reinstated with an amendment to the plan where eligible employees not contributing to the Retirement Plan are entitled to a 2.5% match of base salary and an additional contribution of 2.5%. The plan was further amended February 1, 2021, the additional contribution was increased to 6.0% to increase the additional contribution to 6% and amended again on July 1, 2021 to 7.5%.

Other information relating to this plan for the years ended June 30, 2022 and 2021 is presented as follows (in thousands):

	2022	2021
Total University payroll	\$ 556,154	\$ 530,287
Total payroll covered by the plan	\$ 528,172	\$ 514,324
Employee contributions	\$ 33,869	\$ 31,877
University contributions	\$ 37,628	\$ 22,134

As of June 30, 2022 and 2021, the University had no outstanding liability related to the Retirement Plan and \$193 thousand and \$42 thousand of forfeiture funds available to offset future employer contributions.

**b. Prior Service Defined Benefit Plan**

Effective July 1, 1977, the University entered into an agreement with Teachers Insurance Annuity Association (TIAA) to fund, over approximately 30 years, the prior service defined benefit program for both currently retired and eligible actively employed participants. This is a single-employer plan. There were no annual required contributions for the years ended June 30, 2022 and June 30, 2021. Subsequent annual contributions under this agreement are subject to periodic actuarial re-evaluations to reflect changes in the consumer price index, interest rates and group experience performance.

The most recent comparison of the accumulated plan benefits and plan net assets, as determined by TIAA, as of June 30, 2022 and 2021 are as follows (in thousands):

	2022	2021
Actuarial present value of nonvested accumulated plan benefits	\$ 479	\$ 558
Net assets available for benefits	\$ 965	\$ 1,026
Net pension surplus	\$ (486)	\$ (468)
Funded ratio	201 %	184 %

The actuarial present value of plan benefits is non-vested because the plan and benefits provided there under are at all times at the discretion of the University. The net pension surplus represents the amount of net assets available for benefits in excess of the actuarial liability. The assumed rate of return used to determine the present value of accumulated non-vested benefits was 6% for each of the years ended June 30, 2022 and 2021, for preretirement and postretirement periods.

**UNIVERSITY OF LOUISVILLE AND AFFILIATED CORPORATIONS**  
**A Component Unit of the Commonwealth of Kentucky**  
**Notes to Financial Statements**  
**For the Years Ended June 30, 2022 and 2021**

**17. Postemployment Healthcare Benefits**

**a. Plan Description**

University and Association personnel are eligible for postemployment healthcare benefits as described in The University of Louisville Group Health Plan (Plan), administered by the University. The Plan is a single-employer plan and the University's Board of Trustees determines the eligibility requirements related to the Plan. The Plan does not issue stand-alone financial reports and is not included in the report of any entity.

To be eligible for the Plan, a retired employee must be the earlier of the attainment of age 60 with seven years of service in eligible faculty or staff status, or the date that the sum of the employee's age and years of regular service of not less than 80% full-time equivalent at the University equals or exceeds 75.

At July 1, 2022, the following employees were covered by the benefit terms.

Inactive plan members	1,586
Active plan members	4,701
<b>Total</b>	<b>6,287</b>

**b. Funding Policy**

The Plan is funded on a pay-as-you-go basis. The contribution requirements of the contributing members are determined by the University's management on an annual basis. During the years ended June 30, 2022 and 2021, the University contributed approximately \$3.7 million and \$3.5 million to the Plan, approximately 80% and 78% of total premiums, respectively. Retired Plan members under age 65 receiving benefits contributed approximately \$924 thousand and \$956 thousand, approximately 25% and 27% of total premiums for the years ended June 30, 2022 and 2021, respectively. Health plan rates remained unchanged for the year ended June 30, 2022. Retired Plan members made monthly contributions according to the rate schedule below.

	PPO		EPO		PCA High		PCA Low	
Employee	\$	364	\$	385	\$	306	\$	257
Employee and Spouse	\$	874	\$	924	\$	734	\$	617

Medicare-eligible retirees receive a monthly benefit of \$108 per individual covered. For the years ended June 30, 2022 and 2021, the University contributed \$2.2 million and \$2.1 million for Medicare-eligible retirees, respectively.

**c. Annual Other Postemployment Benefit (OPEB) Cost and Net OPEB Obligation**

The University's total OPEB liability was measured by an actuarial valuation as of June 30, 2020. The total OPEB liability in the June 30, 2020 actuarial valuation was determined using the following actuarial assumptions, applied to all periods included in the measurement, unless otherwise specified.

Inflation	2.25%
Salary Increases	5.00%, average
Investment rate of return	NA
Healthcare cost trend rates	6.4% for 2021, decreasing 0.10%-0.25% per year to an ultimate rate of 4.15% for 2034 and later years

The investment rate of return is shown as not applicable (NA) since the University contributes only the amount necessary to pay current benefits. The discount rate is 1.92% as of the Measurement Date, 2.45% as of the beginning of the Measurement Period.

**UNIVERSITY OF LOUISVILLE AND AFFILIATED CORPORATIONS**  
**A Component Unit of the Commonwealth of Kentucky**  
**Notes to Financial Statements**  
**For the Years Ended June 30, 2022 and 2021**

The following table shows the components of the University's annual OPEB cost for the year, the amount actually contributed to the plan, and changes in the University's net OPEB obligation on the following page (in thousands):

	<b>Total OPEB Liability</b>
<b>Balances at 6/30/2021</b>	<b>\$ 80,238</b>
<b>Changes for the year:</b>	
Service cost	2,795
Interest	1,956
Differences between expected and actual experience	(458)
Changes of assumptions	4,967
Benefit payments	(3,558)
<b>Net Changes</b>	<b>5,702</b>
<b>Balances at 6/30/2022</b>	<b>\$ 85,940</b>

The following reflects the sensitivity of the net OPEB liability to changes in the discount rate and healthcare cost trend rate (in thousands):

	<b>1% Decrease (0.92)%</b>	<b>Discount Rate (1.92)%</b>	<b>1% Increase (2.92)%</b>
Sensitivity of OPEB Liability to Changes in Discount Rate	\$ 96,719	\$ 85,940	\$ 76,935

	<b>1% Decrease (5.4)%</b>	<b>Healthcare Cost Trend Rates (6.4)%</b>	<b>1% Increase (7.4)%</b>
Sensitivity of OPEB Liability to Changes in Medical Trend Rate	\$ 82,316	\$ 85,940	\$ 90,197

For the year ended June 30, 2022 the University recognized OPEB expense of \$2.7 million. At June 30, 2022, the University reported deferred outflows of resources and deferred inflows of resources related to OPEB from the following sources:

	<b>Deferred Outflows of Resources</b>	<b>Deferred Inflows of Resources</b>
Differences between expected and actual experience	\$ 1,151	\$ 3,651
Changes of assumptions	11,732	17,525
Contributions made in fiscal year ending 6/30/2022 after the measurement date of 6/30/2021	3,684	—
<b>Total</b>	<b>\$ 16,567</b>	<b>\$ 21,176</b>

The amount reported as contributions after the measurement date included in deferred outflows will be recognized as benefit payments during the following fiscal year.

**UNIVERSITY OF LOUISVILLE AND AFFILIATED CORPORATIONS**  
**A Component Unit of the Commonwealth of Kentucky**  
**Notes to Financial Statements**  
**For the Years Ended June 30, 2022 and 2021**

Amounts reported as differences between expected and actual experience and changes in assumptions included under deferred inflows of resources related to OPEB will be recognized in OPEB expense on the following page:

Year ended June 30:	
2023	\$ (2,032)
2024	(2,032)
2025	(2,032)
2026	(1,615)
2027	(1,515)
Thereafter	933
<b>Total</b>	<b>\$ (8,293)</b>

**d. Funded Status and Funding Progress**

As of June 30, 2020, the most recent actuarial valuation date, the plan was 0% funded. The unfunded OPEB liability for benefits was \$85.9 million and \$80.2 million and there were no assets, resulting in an unfunded net OPEB liability of \$85.9 million and \$80.2 million as of June 30, 2022 and 2021, respectively. The covered payroll (annual payroll of active employees covered by the plan) was \$434.9 million and \$490.2 million, and the ratio of the unfunded net OPEB liability to the covered payroll was 20% and 16%, for the years ended June 30, 2022 and 2021, respectively.

Actuarial valuations of an ongoing plan involve estimates of the value of reported amounts and assumptions about the probability of occurrence of events far into the future. Examples include assumptions about future employment, mortality, and the healthcare cost trends. Amounts determined regarding the funded status of the plan and the annual required contributions of the employer are subject to continual revision as actual results are compared with past expectations and new estimates are made about the future.

**e. Actuarial Methods and Assumptions**

Projections of benefits for financial reporting purposes are based on the substantive plan (the plan as understood by the employer and the plan members) and include the types of benefits provided at the time of each valuation and the historical pattern of sharing of benefit costs between the employer and plan members to that point. The actuarial methods and assumptions used include techniques that are designed to reduce the effects of short-term volatility in actuarial accrued liabilities and the actuarial value of assets, consistent with the long-term perspective of the calculations.

In the June 30, 2020, actuarial valuation, the entry age normal actuarial cost method was used. The actuarial assumptions included an annual healthcare cost trend rate of 6.4% initially, reduced by increments to an ultimate rate of 4.25% after 13 years. The increase in the benefit obligation recognized during the fiscal year ending June 30, 2020 was due to a change in the discount rate from 2.45% as of the beginning of the reporting year to 1.92% as of the measurement date, and updates to the retirement rates, participation rates and health care trend rates. The gains on the benefit obligation recognized during the fiscal year ended June 30, 2021 was due to updates made on expected future health claims and an increase in the discount rate from 2.45% as of the beginning of the reporting year to 1.92% as of the measurement date, and changes in the assumed per capita cost.

**18. Health Science Center Affiliations and Agreements**

**a. University Hospital Affiliation, Lease and Operating Agreements**

During the fiscal year ending June 30, 2020 UMC became wholly owned by UL Health, Inc. UL Health, Inc. consolidated the management of existing hospital facilities and facilities obtained in acquisition with operations of UMC and ULP to optimize operations and management. UL Health, Inc.'s operating agreement with the University states that profitable operations in excess of budget will be shared equally with the university. The profit share contribution was \$22.3 million and \$33.2 million for the years ended June 30, 2022 and 2021, respectively.

**UNIVERSITY OF LOUISVILLE AND AFFILIATED CORPORATIONS**  
**A Component Unit of the Commonwealth of Kentucky**  
**Notes to Financial Statements**  
**For the Years Ended June 30, 2022 and 2021**

The University has an academic affiliation agreement with UL Health for the purpose of advancing the University's academic, education and research missions, providing quality patient care regardless of ability to pay and assurance that state-of-the-art facilities will be available for providing healthcare to patients. University employees, residents and students provide medical care utilizing UL Health run facilities, in return, UL Health receives revenues for the services provided. UL Health provides support to the University through annual funding for salaries, benefits and insurance coverage, annual academic support and annual departmental/administrative support pursuant to the terms of the master support and services agreement. For the years ending June 30, 2022 and 2021, support totaling approximately \$150.1 million and \$113.7 million, respectively, was received under these agreements.

**b. Norton Healthcare**

The University entered into an agreement with Norton Hospitals, Inc. and Norton Children's Medical Group, LLC (collectively "NCMG") to transition the ownership and operation of the pediatric clinical practice and amend and restate certain other aspects of the pediatric academic affiliation in order align teaching, research and patient care between the parties.

The Clinical Affiliation and Academic Affiliation Agreements between the University and NCMG provides for certain payments to the university for academic and departmental support of teaching and research. The Research Foundation received total support of \$84.5 million and \$74.7 million related academic, departmental and research support for June 30, 2022 and 2021, respectively. Norton made additional payments to the Research Foundation for professional services provided by clinical providers of \$2.3 million and \$3.4 million for the years ending June 30, 2022 and 2021, respectively.

**19. Commitments and Contingencies**

**a. Commitments**

At June 30, 2022, the University had approximately \$29.4 million in encumbrances outstanding for future expenditures.

**b. Litigation**

The University has been named as defendant in several lawsuits, including several actions initiated by patients involving alleged malpractice. It is the opinion of management and its legal counsel, based in part on the doctrine of sovereign immunity, commercial insurance coverage and other statutory provisions, that the ultimate outcome of litigation will not have a material effect on the future operations or financial position of the University beyond the amounts already provided.

During 1989, the Kentucky Supreme Court ruled that the Board of Claims statute cannot bar lawsuits against employees of the Commonwealth who can be held personally liable for their own negligent acts. Certain of the University's employees have lawsuits pending against them for negligence claims. Any judgments on such claims are not the liability of the University, although the University may settle or pay judgments from the statutory fund established per KRS 156.895 and 164.890 - 164.895, or per liability insurance purchased for its employees and agents.

**c. NCAA Investigation**

The University received a Notice of Allegation from the NCAA on May 4, 2020 as a result of information obtained during the federal criminal charges against former Adidas representatives, and the subsequent investigation. A number of other university athletic programs with Adidas contracts similarly received a Notice of Allegation from the NCAA. The outcome of the NCAA's allegations against the University and the future impact on the financial position of the Association cannot be estimated at the time of issuance of the audited financial statements.

**d. Government Grants**

The University is currently participating in numerous grants from various departments and agencies of the federal and state governments. The expenditures of grant proceeds must be for allowable and eligible purposes. Single audits and audits by the granting department or agency may result in requests for reimbursement of unused grant proceeds or disallowed expenditures. Upon notification of final approval by the granting department or agency, the grants are considered closed.

**UNIVERSITY OF LOUISVILLE AND AFFILIATED CORPORATIONS**  
**A Component Unit of the Commonwealth of Kentucky**  
**Notes to Financial Statements**  
**For the Years Ended June 30, 2022 and 2021**

**20. Component Units**

**a. Blended Component Units – Combined Condensed Statements**

The consolidated schedules of the University, the Research Foundation and the Association as of June 30, 2022 and 2021, are on the following pages (in thousands):

	2022			
	University	Research Foundation	Athletic Association	Total
Current assets	\$ 186,939	\$ 208,829	\$ 40,868	\$ 436,636
Other noncurrent assets	110,647	680,915	36,959	828,521
Capital assets, net	820,221	56,510	250,452	1,127,183
<b>Total assets</b>	<b>1,117,807</b>	<b>946,254</b>	<b>328,279</b>	<b>2,392,340</b>
<b>Deferred outflows of resources</b>	<b>11,601</b>	<b>5,964</b>	<b>1,564</b>	<b>19,129</b>
<b>Total assets and deferred outflows of resources</b>	<b>1,129,408</b>	<b>952,218</b>	<b>329,843</b>	<b>2,411,469</b>
Current liabilities	93,384	46,369	57,660	197,413
Noncurrent liabilities	253,916	38,035	162,712	454,663
<b>Total liabilities</b>	<b>347,300</b>	<b>84,404</b>	<b>220,372</b>	<b>652,076</b>
<b>Deferred inflows of resources</b>	<b>58,958</b>	<b>659,534</b>	<b>1,413</b>	<b>719,905</b>
Net investment in capital assets	613,648	51,519	127,205	792,372
Restricted-nonexpendable	–	–	1,831	1,831
Restricted-expendable	43,236	24,422	7,635	75,293
Unrestricted	66,266	132,339	(28,613)	169,992
<b>Total net position</b>	<b>723,150</b>	<b>208,280</b>	<b>108,058</b>	<b>1,039,488</b>
<b>Total liabilities, deferred inflows of resources and net position</b>	<b>\$ 1,129,408</b>	<b>\$ 952,218</b>	<b>\$ 329,843</b>	<b>\$ 2,411,469</b>

**UNIVERSITY OF LOUISVILLE AND AFFILIATED CORPORATIONS**  
**A Component Unit of the Commonwealth of Kentucky**  
**Notes to Financial Statements**  
**For the Years Ended June 30, 2022 and 2021**

	2021 (Restated)			
	University	Research Foundation	Athletic Association	Total
Current assets	\$ 189,418	\$ 169,702	\$ 44,683	\$ 403,803
Other noncurrent assets	126,525	678,488	29,349	834,362
Capital assets, net	816,869	59,465	257,514	1,133,848
<b>Total assets</b>	<b>1,132,812</b>	<b>907,655</b>	<b>331,546</b>	<b>2,372,013</b>
<b>Deferred outflows of resources</b>	<b>10,282</b>	<b>5,438</b>	<b>1,585</b>	<b>17,305</b>
<b>Total assets and deferred outflows of resources</b>	<b>1,143,094</b>	<b>913,093</b>	<b>333,131</b>	<b>2,389,318</b>
Current liabilities	109,308	35,203	56,509	201,020
Noncurrent liabilities	267,379	34,423	158,105	459,907
<b>Total liabilities</b>	<b>376,687</b>	<b>69,626</b>	<b>214,614</b>	<b>660,927</b>
<b>Deferred inflows of resources</b>	<b>61,419</b>	<b>678,901</b>	<b>1,799</b>	<b>742,119</b>
Net investment in capital assets	615,240	54,347	130,662	800,249
Restricted - nonexpendable	—	—	1,868	1,868
Restricted - expendable	37,808	17,536	18,033	73,377
Unrestricted	51,940	92,683	(33,845)	110,778
<b>Total net position</b>	<b>704,988</b>	<b>164,566</b>	<b>116,718</b>	<b>986,272</b>
<b>Total liabilities, deferred inflows of resources and net position</b>	<b>\$ 1,143,094</b>	<b>\$ 913,093</b>	<b>\$ 333,131</b>	<b>\$ 2,389,318</b>

**UNIVERSITY OF LOUISVILLE AND AFFILIATED CORPORATIONS**  
**A Component Unit of the Commonwealth of Kentucky**  
**Notes to Financial Statements**  
**For the Years Ended June 30, 2022 and 2021**

	2022			
	University	Research Foundation	Athletic Association	Total
Student tuition and fees, net	\$ 240,060	\$ —	\$ —	\$ 240,060
Clinical services and practice plan	6,530	398,098	—	404,628
Grants and contracts	—	132,023	—	132,023
Facilities and administrative cost recoveries	6	38,708	—	38,714
Other operating revenue	27,152	8,015	96,940	132,107
<b>Total operating revenues</b>	<b>273,748</b>	<b>576,844</b>	<b>96,940</b>	<b>947,532</b>
Depreciation	42,364	9,043	10,576	61,983
Other operating expenses	463,000	546,123	131,650	1,140,773
<b>Total operating expenses</b>	<b>505,364</b>	<b>555,166</b>	<b>142,226</b>	<b>1,202,756</b>
<b>Operating gain (loss)</b>	<b>(231,616)</b>	<b>21,678</b>	<b>(45,286)</b>	<b>(255,224)</b>
State appropriations	131,725	—	—	131,725
Gifts	693	5,488	27,039	33,220
Interest expense	(9,025)	(130)	(1,905)	(11,060)
Other nonoperating revenues	4,577	92,947	2,752	100,276
Capital appropriations	169	—	—	169
Capital gifts	—	—	9,629	9,629
Contributions from affiliates, net	44,481	—	—	44,481
Transfers	77,158	(76,269)	(889)	—
<b>Total nonoperating revenues</b>	<b>249,778</b>	<b>22,036</b>	<b>36,626</b>	<b>308,440</b>
<b>Change in net position</b>	<b>18,162</b>	<b>43,714</b>	<b>(8,660)</b>	<b>53,216</b>
Net position - beginning of year	704,988	164,566	116,718	986,272
<b>Net position - end of year</b>	<b>\$ 723,150</b>	<b>\$ 208,280</b>	<b>\$ 108,058</b>	<b>\$ 1,039,488</b>



**UNIVERSITY OF LOUISVILLE AND AFFILIATED CORPORATIONS**  
**A Component Unit of the Commonwealth of Kentucky**  
**Notes to Financial Statements**  
**For the Years Ended June 30, 2022 and 2021**

	2021 (Restated)			
	University	Research Foundation	Athletic Association	Total
Student tuition and fees, net	\$ 231,505	\$ —	\$ —	\$ 231,505
Clinical services and practice plan	7,948	380,121	—	388,069
Grants and contracts	—	107,418	—	107,418
Facilities and administrative cost recoveries	6	32,428	—	32,434
Other operating revenue	21,412	6,961	62,384	90,757
<b>Total operating revenues</b>	<b>260,871</b>	<b>526,928</b>	<b>62,384</b>	<b>850,183</b>
Depreciation	43,760	9,006	10,362	63,128
Other operating expenses	396,569	503,646	94,338	994,553
<b>Total operating expenses</b>	<b>440,329</b>	<b>512,652</b>	<b>104,700</b>	<b>1,057,681</b>
<b>Operating gain (loss)</b>	<b>(179,458)</b>	<b>14,276</b>	<b>(42,316)</b>	<b>(207,498)</b>
State appropriations	125,420	—	—	125,420
Gifts	75	2,905	18,342	21,322
Interest on capital asset-related debt	(11,437)	(161)	(1,636)	(13,234)
Other nonoperating revenues	4,704	85,409	3,389	93,502
Capital appropriations	120	—	—	120
Capital gifts	—	—	8,782	8,782
Contributions from affiliates, net	42,412	—	—	42,412
Transfers	34,273	(38,097)	3,824	—
<b>Total nonoperating revenues</b>	<b>195,567</b>	<b>50,056</b>	<b>32,701</b>	<b>278,324</b>
<b>Change in net position</b>	<b>16,109</b>	<b>64,332</b>	<b>(9,615)</b>	<b>70,826</b>
Net position - beginning of year	688,879	100,234	126,333	915,446
Application of accounting change	—	—	—	—
<b>Net position - end of year</b>	<b>\$ 704,988</b>	<b>\$ 164,566</b>	<b>\$ 116,718</b>	<b>\$ 986,272</b>

	2022			
	University	Research Foundation	Athletic Association	Total
Cash (used)/provided by:				
Operating activities	\$ (189,658)	\$ 16,142	\$ (47,058)	\$ (220,574)
Noncapital financing activities	237,096	51,894	24,403	313,393
Capital and related financing activities	(64,448)	(3,797)	20,951	(47,294)
Investing activities	(60,200)	—	3	(60,197)
<b>Net (decrease)/increase in cash and cash equivalents</b>	<b>(77,210)</b>	<b>64,239</b>	<b>(1,701)</b>	<b>(14,672)</b>
Cash and cash equivalents, beginning of year	194,072	42,542	26,024	262,638
<b>Cash and cash equivalents, end of year</b>	<b>\$ 116,862</b>	<b>\$ 106,781</b>	<b>\$ 24,323</b>	<b>\$ 247,966</b>

**UNIVERSITY OF LOUISVILLE AND AFFILIATED CORPORATIONS**  
**A Component Unit of the Commonwealth of Kentucky**  
**Notes to Financial Statements**  
**For the Years Ended June 30, 2022 and 2021**

	2021 (Restated)			
	University	Research Foundation	Athletic Association	Total
Cash (used)/provided by:				
Operating activities	\$ (131,527)	\$ 4,024	\$ (33,803)	\$ (161,306)
Noncapital financing activities	219,428	26,072	21,968	267,468
Capital and related financing activities	(30,506)	(7,525)	12,517	(25,514)
Investing activities	(12,247)	—	3,081	(9,166)
<b>Net (decrease)/increase in cash and cash equivalents</b>	<b>45,148</b>	<b>22,571</b>	<b>3,763</b>	<b>71,482</b>
Cash and cash equivalents, beginning of year	148,924	19,971	22,261	191,156
<b>Cash and cash equivalents, end of year</b>	<b>\$ 194,072</b>	<b>\$ 42,542</b>	<b>\$ 26,024</b>	<b>\$ 262,638</b>

b. Discretely Presented Component Units

The combining schedule of the discretely presented component units University of Louisville Foundation, Inc., University of Louisville Real Estate Foundation, Inc., and UL Health, Inc., as of June 30, 2022 and 2021 are as follows (in thousands):

	2022			
	UL Foundation	UL RE Foundation	UL Health	Total
Current assets	\$ 31,243	\$ 16,983	\$ 1,074,270	\$ 1,122,496
Capital assets	48,915	145,713	298,346	492,974
Other noncurrent assets	950,504	93,631	691,321	1,735,456
<b>Total assets</b>	<b>1,030,662</b>	<b>256,327</b>	<b>2,063,937</b>	<b>3,350,926</b>
Current liabilities	15,820	4,205	410,977	431,002
Other noncurrent liabilities	45,600	61,725	984,870	1,092,195
<b>Total liabilities</b>	<b>61,420</b>	<b>65,930</b>	<b>1,395,847</b>	<b>1,523,197</b>
Restricted nonexpendable	636,969	—	—	636,969
Restricted expendable	272,986	—	15,026	288,012
Unrestricted	59,287	190,397	653,064	902,748
<b>Total net position</b>	<b>969,242</b>	<b>190,397</b>	<b>\$ 668,090</b>	<b>1,827,729</b>
<b>Total liabilities and net position</b>	<b>\$ 1,030,662</b>	<b>\$ 256,327</b>	<b>\$ 2,063,937</b>	<b>\$ 3,350,926</b>

**UNIVERSITY OF LOUISVILLE AND AFFILIATED CORPORATIONS**  
**A Component Unit of the Commonwealth of Kentucky**  
**Notes to Financial Statements**  
**For the Years Ended June 30, 2022 and 2021**

	2021			
	UL Foundation	UL RE Foundation	UofL Health	Total
Current assets	\$ 33,359	\$ 12,188	\$ 813,947	\$ 859,494
Capital assets	50,467	140,609	272,655	463,731
Other noncurrent assets	991,841	97,777	56,266	1,145,884
<b>Total assets</b>	<b>1,075,667</b>	<b>250,574</b>	<b>1,142,868</b>	<b>2,469,109</b>
Current liabilities	17,769	2,667	461,886	482,322
Other noncurrent liabilities	47,219	72,034	113,269	232,522
<b>Total liabilities</b>	<b>64,988</b>	<b>74,701</b>	<b>575,155</b>	<b>714,844</b>
Restricted nonexpendable	650,132	—	—	650,132
Restricted expendable	300,231	—	24,658	324,889
Unrestricted	60,316	175,873	543,055	779,244
<b>Total net position</b>	<b>1,010,679</b>	<b>175,873</b>	<b>\$ 567,713</b>	<b>1,754,265</b>
<b>Total liabilities and net position</b>	<b>\$ 1,075,667</b>	<b>\$ 250,574</b>	<b>\$ 1,142,868</b>	<b>\$ 2,469,109</b>

	2022			
	UL Foundation	UL RE Foundation	UofL Health	Total
Patient revenue, net	\$ —	\$ —	\$ 2,023,518	\$ 2,023,518
Other operating revenue	9,085	34,803	164,830	208,718
<b>Total operating revenue</b>	<b>9,085</b>	<b>34,803</b>	<b>2,188,348</b>	<b>2,232,236</b>
Depreciation	2,224	8,919	44,623	55,766
Other operating expense	66,642	11,360	2,006,912	2,084,914
<b>Total operating expense</b>	<b>68,866</b>	<b>20,279</b>	<b>2,051,535</b>	<b>2,140,680</b>
<b>Operating income (loss)</b>	<b>(59,781)</b>	<b>14,524</b>	<b>136,813</b>	<b>91,556</b>
Gifts and donations	50,310	—	—	50,310
Investment income	(31,966)	—	(826)	(32,792)
Other nonoperating revenue (expense)	—	—	(35,610)	(35,610)
<b>Total nonoperating revenue (expense)</b>	<b>18,344</b>	<b>—</b>	<b>(36,436)</b>	<b>(18,092)</b>
<b>Change in net position</b>	<b>(41,437)</b>	<b>14,524</b>	<b>100,377</b>	<b>73,464</b>
Net position-beginning of year	1,010,679	175,873	567,713	1,754,265
<b>Net position-end of year</b>	<b>\$ 969,242</b>	<b>\$ 190,397</b>	<b>\$ 668,090</b>	<b>\$ 1,827,729</b>

**UNIVERSITY OF LOUISVILLE AND AFFILIATED CORPORATIONS**  
**A Component Unit of the Commonwealth of Kentucky**  
**Notes to Financial Statements**  
**For the Years Ended June 30, 2022 and 2021**

	2021			
	UL Foundation	UL RE Foundation	UofL Health	Total
Patient revenue, net	\$ —	\$ —	\$ 1,719,742	\$ 1,719,742
Other operating revenue	8,338	21,357	215,765	245,460
<b>Total operating revenue</b>	<b>8,338</b>	<b>21,357</b>	<b>1,935,507</b>	<b>1,965,202</b>
Depreciation	2,931	9,027	35,765	47,723
Other operating expense	59,716	10,031	1,785,114	1,854,861
<b>Total operating expense</b>	<b>62,647</b>	<b>19,058</b>	<b>1,820,879</b>	<b>1,902,584</b>
<b>Operating income (loss)</b>	<b>(54,309)</b>	<b>2,299</b>	<b>114,628</b>	<b>62,618</b>
Gifts and donations	38,636	—	—	38,636
Investment income	254,220	—	2,011	256,231
Other nonoperating revenue (expense)	—	—	(29,599)	(29,599)
<b>Total nonoperating revenue (expense)</b>	<b>292,856</b>	<b>—</b>	<b>(27,588)</b>	<b>265,268</b>
<b>Change in net position</b>	<b>238,547</b>	<b>2,299</b>	<b>87,040</b>	<b>327,886</b>
Net position-beginning of year	772,132	173,574	480,673	1,426,379
<b>Net position-end of year</b>	<b>\$ 1,010,679</b>	<b>\$ 175,873</b>	<b>\$ 567,713</b>	<b>\$ 1,754,265</b>

c. University of Louisville Foundation, Inc. and Affiliates

The University of Louisville Foundation, Inc. (ULF) and Affiliates (collectively, "Foundation") is a legally separate, tax-exempt component unit of the University, under the provisions of GASB Statement No. 39. The Foundation acts primarily as a fundraising organization to supplement the resources that are available to the University in support of its programs. The University does not control the timing or amount of receipts from the Foundation. The majority of resources, or income thereon, which the Foundation holds and invests, is restricted to the activities of the University by the donors. Because these restricted resources held by the Foundation can only be used by, or for the benefit of, the University, the Foundation is considered a component unit of the University and is discretely presented in the University's financial statements.

Complete financial statements for the Foundation can be obtained from Foundation Administration at University of Louisville, 215 Central Avenue, Suite 304, Louisville, KY 40292.

The Foundation is a private nonprofit organization that reports under Financial Accounting Standards Board (FASB) standards, including FASB ASC Topic 958, *Not-for-Profit Entities*. As such, certain revenue recognition criteria and presentation features are different from GASB revenue recognition criteria and presentation features. No modifications have been made to the Foundation's financial information in the University's financial statements for these differences.

1. ULF - Description of Organization and Summary of Significant Accounting Policies

Recent Accounting Pronouncements

In September 2020, the FASB issued ASU 2020-07, *Not-for-Profit Entities (Topic 958) – Presentation and Disclosures by Not-for-Profit Entities for Contributed Non-financial Assets*. This ASU intends to improve the transparency of disclosures in the notes to financial statements by requiring distinct presentation of contributed non-financial assets within the statement of activities and clarification of the contributed non-financial assets by category within the notes. The ASU is effective for annual reporting periods ending after June 15, 2022, with early adoption permitted. The Foundation adopted this new standard for the fiscal year ended June 30, 2022.

**UNIVERSITY OF LOUISVILLE AND AFFILIATED CORPORATIONS**  
**A Component Unit of the Commonwealth of Kentucky**  
**Notes to Financial Statements**  
**For the Years Ended June 30, 2022 and 2021**

2. ULF - Endowment

The Foundation's endowment consists of individual funds established for a variety of purposes. The endowment includes both donor-restricted endowment funds and funds designated by the Board to function as endowments (board-designated endowment funds). As required by US GAAP, net assets associated with endowment funds, including board-designated endowment funds, are classified and reported based on the existence or absence of donor-imposed restrictions.

The Foundation's Board has interpreted the *Uniform Prudent Management of Institutional Funds Act* (UPMIFA), adopted in the Commonwealth of Kentucky in July 2010, as requiring preservation of the fair value of the original gift as of the gift date of the donor-restricted endowment funds, absent explicit donor stipulations to the contrary. As a result of this interpretation, the Foundation classifies as net assets with donor restrictions (a) the original value of gifts donated to the endowment, (b) the original value of subsequent gifts to the endowment and (c) accumulations to the endowment made in accordance with the direction of the applicable donor gift instrument at the time the accumulation is added to the fund. This policy is consistent for both donor-restricted endowment funds and board-designated endowment funds that have donor restrictions.

The composition of net assets by type of endowment fund at June 30, 2022 and 2021 was as follows (in thousands):

	2022		
	Without Donor Restrictions	With Donor Restrictions	Total
Donor-restricted endowment funds	\$ —	\$ 630,374	\$ 630,374
Board-designated endowment funds	35,510	170,066	205,576
	<b>\$ 35,510</b>	<b>\$ 800,440</b>	<b>\$ 835,950</b>

	2021		
	Without Donor Restrictions	With Donor Restrictions	Total
Donor-restricted endowment funds	\$ —	\$ 650,132	\$ 650,132
Board-designated endowment funds	36,987	176,329	213,316
	<b>\$ 36,987</b>	<b>\$ 826,461</b>	<b>\$ 863,448</b>

Changes in endowment net assets for the years ended June 30, 2022 and 2021 were as follows (in thousands):

	2022		
	Without Donor Restrictions	With Donor Restrictions	Total
Endowment net assets, beginning of year	\$ 36,987	\$ 826,461	\$ 863,448
Investment return:			
Investment and endowment income			—
Net appreciation	(448)	(11,019)	(11,467)
<b>Total investment return</b>	<b>(448)</b>	<b>(11,019)</b>	<b>(11,467)</b>
Contributions	—	6,467	6,467
Appropriations	(786)	(24,352)	(25,138)
Other changes	(243)	2,883	2,640
<b>Endowment net assets, end of year</b>	<b>\$ 35,510</b>	<b>\$ 800,440</b>	<b>\$ 835,950</b>

**UNIVERSITY OF LOUISVILLE AND AFFILIATED CORPORATIONS**  
**A Component Unit of the Commonwealth of Kentucky**  
**Notes to Financial Statements**  
**For the Years Ended June 30, 2022 and 2021**

	2021		
	Without Donor Restrictions	With Donor Restrictions	Total
Endowment net assets, beginning of year	\$ 31,380	\$ 618,121	\$ 649,501
Investment return:			
Investment and endowment income	221	4,713	4,934
Net appreciation	10,160	210,686	220,846
<b>Total investment return</b>	<b>10,381</b>	<b>215,399</b>	<b>225,780</b>
Contributions	–	6,571	6,571
Appropriations	(660)	(22,045)	(22,705)
Other changes	(4,114)	8,415	4,301
<b>Endowment net assets, end of year</b>	<b>\$ 36,987</b>	<b>\$ 826,461</b>	<b>\$ 863,448</b>

From time to time, the fair value of assets associated with individual donor-restricted endowment funds may fall below the fair value level that the Foundation is required to retain as a fund of perpetual duration pursuant to donor stipulation or UPMIFA. In accordance with U.S. GAAP, deficiencies of this nature are reported in net assets with or without donor restrictions and aggregated to approximately \$0.3 million and \$0 at June 30, 2022 and 2021, respectively, in net assets with donor restrictions. These deficiencies resulted from unfavorable market fluctuations that occurred after investment of contributions with donor restrictions. The Foundation's spending policy allows for a pro-rated amount of appropriations in certain instances of endowments with these deficiencies.

The Foundation has adopted investment and spending policies for endowment assets that attempt to provide a predictable stream of funding to programs and other items supported by its endowment while seeking to maintain the purchasing power of the endowment. Endowment assets include those assets of donor-restricted endowment funds that the Foundation must hold in perpetuity or for donor-specified periods, as well as those of board-designated endowment funds.

Under the Foundation's policies, endowment assets are invested in a manner that is intended to produce results that achieve a minimum net total return that is equal to the Foundation's spending rate plus inflation without the assumption of excessive investment risk. To satisfy its long-term rate of return objectives, the Foundation relies on a total return strategy in which investment returns are achieved through both current yield (investment income, such as dividends and interest) and capital appreciation (both realized and unrealized). The Foundation targets a diversified asset allocation that places a greater emphasis on equity-based investments to achieve its long-term return objectives within acceptable risk constraints.

The Foundation has a standing policy (i.e., "spending policy") of appropriating for expenditure each year a percentage of certain endowment funds' average market values over the prior twelve-quarters through the calendar year-end preceding the year in which expenditure is planned. The Foundation will adjust the spending policy for a given year to mitigate adverse market performance on the level of support provided to the University.

In April 2021, the Board of the Foundation approved a 3.00% spending policy for the fiscal year 2021-2022 for support to the academic units and allocated 1.00% for overall fundraising efforts and operations of the Foundation. The spending policy is based on a twelve-quarter moving average of certain market values as of December 31.

The Foundation has adopted an investment objective to preserve its purchasing power while providing a continuing, stable, and sustainable funding source to support the current and future mission of the University. The Foundation's investments seek to generate a total return that will exceed not only its spending rate, but also all expenses associated with managing the fund and the eroding effects of inflation. Investments are managed on a total return basis, consistent with the applicable standard of conduct set forth in the UPMIFA. The annual return (loss) for total endowment assets was (5.0%) and 34.0% in 2022 and 2021, respectively.

**UNIVERSITY OF LOUISVILLE AND AFFILIATED CORPORATIONS**  
**A Component Unit of the Commonwealth of Kentucky**  
**Notes to Financial Statements**  
**For the Years Ended June 30, 2022 and 2021**

3. ULF - Investments and Investment Income

Investments as of June 30, 2022 and 2021, are as follows (in thousands):

	2022	2021
Cash equivalents	\$ 55,755	\$ 50,790
Alternate investments:		
Hedge Funds	87,449	137,470
Investments in partnerships	478,467	451,571
Mutual funds:		
Equity	168,635	153,005
Fixed Income	15,088	18,837
Marketable alternatives:		
Domestic marketable equity securities	34,748	50,996
Marketable debt securities:		
U.S. Treasury	38,385	42,408
<b>Total Investments</b>	<b>\$ 878,527</b>	<b>\$ 905,077</b>

The Foundation invests in various securities, which are exposed to various risks, such as interest rate, market, and credit risks. Due to the level of risk associated with certain investment securities, it is at least reasonably possible that changes in the values of investment securities will occur in the near term and that such changes could materially affect the investment amounts reported on the consolidated statements of financial position.

The Foundation's investments do not have a significant concentration of credit risk within any industry or specific institution.

The market risk inherent in certain of the Foundation's investments is primarily the potential loss arising from adverse changes in quoted market prices on equity securities and in interest rates on fixed income securities. To mitigate this market risk, the Foundation has adopted a policy of maintaining a diverse investment pool through the use of target asset allocation guidelines. These guidelines require that the Foundation's investment pool be made up of a mix of publicly traded fixed income and equity securities, private equities and other nonmarketable securities, and real estate investments.

The major portion of long-term investments is pooled in the total endowment assets, which is the main endowment pool for the Foundation. The total endowment assets are pooled using a market value basis, with each individual fund subscribing to, or disposing of, units on the basis of the market value per unit at the end of the prior calendar month during which the transaction takes place.

4. ULF - Guarantees

a. Loans

In December 2010, ULF guaranteed 51% of the outstanding loan of Campus One. As of June 30, 2022 and 2021, the amount under guarantee was \$6.3 million and \$6.6 million, respectively.

The Foundation has not made any payments on these guarantees to date.

**UNIVERSITY OF LOUISVILLE AND AFFILIATED CORPORATIONS**  
**A Component Unit of the Commonwealth of Kentucky**  
**Notes to Financial Statements**  
**For the Years Ended June 30, 2022 and 2021**

b. Lease Guarantee

In December 2006, the Foundation became the guarantor of payments due to University Faculty Office Building, LLC (UFOB) under the Master Lease agreement between the Medical School Practice Association, Inc. (MSPA) and UFOB. The Foundation has guaranteed the full and prompt payment of all amounts due to UFOB, including any damages for default and payments to reimburse UFOB for any costs and expenses incurred by UFOB to cure any default by MSPA. The initial lease term is 15 years, which began in July 2008. The annual lease payments due from MSPA to UFOB are approximately \$3.5 million, with an annual inflation of 3%. The Foundation has not made any payments on this guarantee to date.

5. ULF - Funds Held in Trust by Others

The Foundation has been designated by the University as the income beneficiary of various trusts and financial entities that are held and controlled by others. One of these is a perpetual and irrevocable trust known as the University of Louisville Trust (the Trust). It was created in 1983 to receive, administer, and invest assets that result from gifts to the Trust. The market value of the Trust was approximately \$27.0 million and \$35.0 million as of June 30, 2022 and 2021, respectively.

The Foundation's portion of the market value of the remaining trusts was approximately \$32.0 million and \$40.0 million as of June 30, 2022 and 2021, respectively. These funds are invested in various equities and income-producing assets. For the years ended June 30, 2022 and 2021, the Foundation recorded (losses) income of (\$13.0) million and \$18 million, respectively, from these trusts, which is included in changes in funds held in trust by others on the consolidated statements of activities and changes in net assets.

6. ULF - Funds Held in Trust for Others

The Foundation is the custodian of funds owned by the Association. The Association is a separate corporation organized for the purpose of promoting the intercollegiate athletic activities of the University. As of June 30, 2022 and 2021, the Foundation held approximately \$3.4 million and \$3.5 million, respectively, for the Association's investment purposes.

The Foundation entered into an agreement with Legacy Foundation of Kentuckiana, formerly Jewish Hospital & St. Mary's Healthcare, Inc. (Jewish Hospital) whereby the Foundation serves in an agency capacity to invest funds on behalf of Jewish Hospital. Jewish Hospital is a separate corporation organized for the purpose of providing health care services. As of June 30, 2022 and 2021, the Foundation held approximately \$10.4 million and \$10.7 million, respectively, for Jewish Hospital's investment purposes.

The Foundation was the recipient of endowed funds, the income of which shall be used in support of the Louisville Orchestra. As of June 30, 2022 and 2021, the Foundation held approximately \$270,000 and \$274,000, respectively, for the benefit of the Louisville Orchestra.

The Foundation, acting in an agent capacity, does not reflect earnings on investments held in trust for others on the consolidated statements of activities, since these earnings are distributed to the owners of the funds.

7. ULF - Transactions with ULREF

Included in the spending policy contribution to the University is a specific component designed to approximate the Foundation's allocated portion of salaries, benefits, and certain other administrative support costs related to fundraising and advancement. These amounts were approximately \$4.9 million and \$6.3 million for the years ended June 30, 2022 and 2021, respectively, and are included in contributions and allocations to the University departments on the consolidated statements of activities and changes in net assets.

For the years ended June 30, 2022 and 2021, the Foundation recorded approximately \$2.3 million in revenues from the University and related affiliates, which is included in net rental revenues and other revenues on the consolidated statements of activities and changes in net assets.



**UNIVERSITY OF LOUISVILLE AND AFFILIATED CORPORATIONS**  
**A Component Unit of the Commonwealth of Kentucky**  
**Notes to Financial Statements**  
**For the Years Ended June 30, 2022 and 2021**

In connection with the assignment of certain membership interests to ULREF, the Foundation entered into a memorandum of agreement effective June 30, 2016, with ULREF and certain of its affiliates whereas ULREF promises, and agrees, to pay to the Foundation approximately \$28.9 million. The unpaid balances shall bear no interest. ULREF may make payments on the unpaid balance at any time, in whole or in part, without premium or penalty.

At June 30, 2022 and 2021, the net receivable from ULREF is \$8.6 million and \$12.1 million, respectively, and is included as due from ULREF on the consolidated statements of financial position. The amount due from ULREF is included within the endowment assets as of June 30, 2022 and 2021. See Note 7 for further information regarding the endowment.

d. University of Louisville Real Estate Foundation

The University of Louisville Real Estate Foundation, Inc. and affiliates (collectively, "ULREF") is a legally separate, tax exempt component unit of the University, under the provisions of GASB Statement No. 39. ULREF is a Kentucky not-for-profit corporation formed on November 19, 2014. ULREF's mission is to acquire, maintain, improve, leverage, manage, lease, and convey real and personal property for the benefit of the University. The University of Louisville Foundation, Inc. ("Foundation") has contributed membership interest and capital assets to ULREF for the purpose of furthering the mission of ULREF.

As directed by its Board of Directors, ULREF transfers a portion of its unrestricted resources to support a variety of the University's activities. Although the University does not control the timing or amount of receipts from ULREF, the majority of resources, or income thereon, which the Foundation holds, manages and invests is for the benefit of the University. Because these resources held by ULREF can only be used by, or for the benefit of, the University, ULREF is considered a component unit of the University and is discretely presented in the University's financial statements.

ULREF is a private nonprofit organization that reports under Financial Accounting Standards Board (FASB) standards, including FASB ASC Topic 958, *Not-for-Profit Entities*. As such, certain revenue recognition criteria and presentation features are different from GASB revenue recognition criteria and presentation features. No modifications have been made to ULREF's financial information in the University's financial statements for these differences.

Complete financial statements for ULREF can be obtained from Foundation Administration, 215 Central Avenue, Suite 304, Louisville, KY 40292.

1. ULREF - Description of Organization and Summary of Significant Accounting Policies

In December 2014, ULREF became a 51% owner of Campus Three, LLC (Campus Three). In March 2016, ULREF received a 51% ownership interest in Campus Two, LLC (Campus Two) from the Foundation. In July 2016, ULREF became a 51% owner of Campus 435, LLC (Campus 435); Campus 805, LLC (Campus 805); and Campus 815, LLC (Campus 815). These joint ventures build and manage commercial real estate property on the University's Shelby Campus.

The Foundation entered into ground leases to develop a portion of the University's Shelby Campus property. On or about the date of each respective lease, ULREF and NTS entered into a Development Agreement, an Operating Agreement, and a Management Agreement, which state that NTS Development Company (NTS DevCo) will be the developer and NTS Management Company (NTS Mgt Co) will be the manager, and which provide for management, leasing, and development fees to be paid by ULREF to NTS DevCo and NTS Mgt Co. The initial term of the Operating Agreement is ten years. Campus Two and Campus Three may terminate the Management Agreement for cause upon 60 days' written notice at any time. NTS may terminate the Management Agreement without cause upon 60 days' written notice or terminate the Management Agreement for cause at any time upon prior written notice, and, in such case, NTS may require ULREF to purchase NTS's interest in Campus Three and/or in Campus Two.

**UNIVERSITY OF LOUISVILLE AND AFFILIATED CORPORATIONS**  
**A Component Unit of the Commonwealth of Kentucky**  
**Notes to Financial Statements**  
**For the Years Ended June 30, 2022 and 2021**

ULREF has evaluated these investments as variable interest entities (VIEs) in accordance with ASC 810, *Consolidation*. A legal entity is referred to as a VIE if any of the following conditions exist: (1) the total equity investment at risk is insufficient to permit the legal entity to finance its activities without additional subordinated financial support from other parties, or (2) the entity has equity investors who cannot make significant decisions about the entity's operations or who do not absorb their proportionate share of the expected losses or receive the expected returns of the entity.

A VIE's primary beneficiary is the entity that has the power to direct the VIE's significant activities and has an obligation to absorb losses or the right to receive benefits that could be potentially significant to the VIE. A VIE must be consolidated if an entity is deemed to be the primary beneficiary of the VIE.

All facts and circumstances are taken into consideration when determining whether ULREF has variable interests that would deem it the primary beneficiary and therefore require consolidation of the related VIE or otherwise rise to the level where disclosure would provide useful information to the users of ULREF's consolidated financial statements. In many cases, it is qualitatively clear based on whether ULREF has the power to direct the activities significant to the VIE and, if so, whether that power is unilateral or shared, and whether ULREF is obligated to absorb significant losses of, or has a right to receive, significant benefits from the VIE. In other cases, a more detailed qualitative analysis and possibly a quantitative analysis are required to make such a determination.

ULREF monitors the consolidated and unconsolidated VIEs to determine whether any reconsideration events have occurred that could cause any of them to no longer be a VIE. ULREF reconsiders whether it is the primary beneficiary of a VIE on an ongoing basis. A previously unconsolidated VIE is consolidated when ULREF becomes the primary beneficiary. A previously consolidated VIE is deconsolidated when ULREF ceases to be the primary beneficiary or the entity is no longer a VIE.

ULREF has concluded that it is not the primary beneficiary in any of these investments, and, therefore, these investments are accounted for using the equity method of accounting.

**Tax Incremental Financing Revenues**

TIF revenues are reimbursements from certain agreements between ULREF, the Commonwealth of Kentucky, and the Louisville/Jefferson County Metro Government. Revenues from these agreements are based on allocations of property taxes, sales and use tax, and income taxes, which vary based on the terms stated in each respective agreement. The TIF districts are located in downtown Louisville and the University's Belknap Campus area.

For the years ended June 30, 2022 and 2021, ULREF recorded approximately \$9.0 million and \$7.6 million, respectively, of TIF revenues.

2. ULREF - Capital Assets

Capital assets at June 30, 2022 and 2021, consist of the following (in thousands):

	2022	2021
Land and land improvements	\$ 52,442	\$ 49,642
Buildings	106,852	100,652
Building improvements	2,171	2,153
Tenant finish	3,669	3,542
Furniture, fixtures, and equipment	1,750	2,622
	166,884	158,611
Accumulated depreciation	(22,293)	(18,977)
Construction-in-progress	1,122	975
	<b>\$ 145,713</b>	<b>\$ 140,609</b>

**UNIVERSITY OF LOUISVILLE AND AFFILIATED CORPORATIONS**  
**A Component Unit of the Commonwealth of Kentucky**  
**Notes to Financial Statements**  
**For the Years Ended June 30, 2022 and 2021**

3. ULREF - Acquired Lease Intangible Assets and Liabilities

The approximate carrying basis and accumulated amortization of recognized intangible assets and liabilities at June 30, 2022 and 2021, were as follows (in thousands):

	2022		2021	
	Gross Carrying Amount	Accumulated Amortization	Gross Carrying Amount	Accumulated Amortization
Amortized intangible assets and liabilities:				
In-place leases	\$ 354	\$ (321)	\$ 354	\$ (310)
Above-market leases	2,917	(897)	2,917	(774)
Tax incremental financing	116,600	(29,785)	116,600	(25,421)

Amortization expense for each of the years ended June 30, 2022 and 2021, was approximately \$4.5 million and \$4.6 million, respectively.

At June 30, 2022, the amortization for acquired TIF intangibles, in-place leases, and above- and below-market leases, net during the next five years and thereafter, assuming no early lease terminations, is as follows (in thousands):

	In-Place Leases	Above-Market Leases	Tax Incremental Financing
2023	\$ 11	\$ 123	\$ 4,364
2024	11	123	4,364
2025	9	123	4,364
2026	2	123	4,364
2027	—	123	4,364
Thereafter	—	1,405	64,995
<b>Total</b>	<b>\$ 33</b>	<b>\$ 2,020</b>	<b>\$ 86,815</b>

**UNIVERSITY OF LOUISVILLE AND AFFILIATED CORPORATIONS**  
**A Component Unit of the Commonwealth of Kentucky**  
**Notes to Financial Statements**  
**For the Years Ended June 30, 2022 and 2021**

4. ULREF - Debt

Debt in the consolidated statements of financial position at June 30, 2022 and 2021 consists of the following (in thousands):

		Fiscal Year of Maturity	2022	2021
Description				
Permanent Financing-22 Preston LLC	Fixed 3.65% rate with 5-year maturity and 20-year amortization commencing June 2019; quarterly principal and interest payments commencing September 2019 with all outstanding principal and interest payments due in full at the maturity date	2024	7,940	8,406
Note Payable - KYT, LLC	Variable rate based on 1-month SOFR rate, plus 2.05% with interest-only payments commencing July 2021 and principal payment at maturity	2023	8,000	12,000
Northwestern Mutual Loan- Housing	Fixed 4.77% rate with 20-year amortization commencing November 2018; principal and interest payments monthly commencing January 2019	2038	37,090	38,546
Debt			\$ 53,030	\$ 58,952
Less debt issuance			(393)	(451)
<b>Total debt</b>			<b>\$ 52,637</b>	<b>\$ 58,501</b>

Preston had a construction loan agreement with a bank with a maximum draw available amount of \$10.1 million, which was secured by Preston's real estate and assignment of lease. The terms of the agreement required Preston to maintain a debt service coverage ratio of 1.00 to 1.00, which was measured annually on December 31.

In June 2016, KYT entered into a note payable with a financial institution to refinance \$19.5 million borrowed in relation to the purchase of property adjacent to the University in 2008. The note is collateralized by mortgages on properties and a guarantee from Cardinal Station, LLC and ULREF. ULREF is subject to certain financial covenants under the terms of the note and is in compliance with such covenants at June 30, 2021.

A summary of scheduled principal payments on the above obligations is as follows (in thousands):

Year ending June 30:	
2023	\$ 1,863
2024	17,067
2025	1,672
2026	1,754
2027	1,839
Thereafter	28,835
<b>Total</b>	<b>\$ 53,030</b>

5. ULREF - Leasing Activities

ULREF leases space to tenants under non-cancelable operating leases. As of June 30, 2022, ULREF had various leases expiring monthly to 85 years, through 2106. These leases generally require ULREF to pay all executory costs (property taxes, maintenance, and insurance).

**UNIVERSITY OF LOUISVILLE AND AFFILIATED CORPORATIONS**  
**A Component Unit of the Commonwealth of Kentucky**  
**Notes to Financial Statements**  
**For the Years Ended June 30, 2022 and 2021**

Rental revenue for the years ended June 30 was as follows (in thousands):

	2022	2021
Base minimum rents	\$ 13,635	\$ 12,198
Common area maintenance	142	139
<b>Total</b>	<b>\$ 13,777</b>	<b>\$ 12,337</b>

Future leasing rent payments due to ULREF on noncancellable leases are as follows (in thousands):

Year ending June 30:	
2022	\$ 3,013
2023	2,739
2024	2,063
2025	1,854
2026	1,427
Thereafter	19,216
<b>Total</b>	<b>\$ 30,312</b>

Included in the amounts above is a certain subleased property that requires ULREF to pay approximately \$450,000 annually in rent for ten years, with escalating provisions during the lease term. The basic provisions of ULREF's sublease for this property are equal to its lease commitment.

d. UofL Health, Inc.

The consolidated financial statements of UofL Health, Inc. (UofL Health) include the accounts of University Medical Center, Inc. d/b/a University of Louisville Hospital/James Graham Brown Cancer Center (UMC), UofL Health - Louisville (Jewish Hospital), Inc., UofL Health - Shelbyville, Inc. (Jewish Hospital Shelbyville), and University of Louisville Physicians, Inc. (ULP). All significant intercompany accounts and transactions have been eliminated in consolidation.

UofL Health is a nonprofit corporation incorporated on September 4, 2019. UofL Health is the sole corporate member of UMC, Jewish Hospital, Jewish Hospital Shelbyville, and ULP (collectively, the "Corporation"). The business and affairs of the Corporation are conducted by its Board of Directors. The Board of Directors (the Board) includes 11 voting directors consisting of 5 directors appointed by the University of Louisville (UofL), and 6 at-large directors, nominated and voted on by the Board. The Corporation is a component unit of the University of Louisville.

UMC is a nonprofit corporation incorporated on June 27, 1995. Norton Healthcare, Inc. (Norton), a Kentucky nonprofit corporation, Jewish Hospital & St. Mary's Healthcare, Inc. (formerly known as Jewish Hospital HealthCare Services, Inc. (Jewish)), a Kentucky nonprofit corporation, and UofL were the original members of a corporation. Effective July 1, 2007, Norton and Jewish resigned from the Board and UMC reverted to a nonmember, nonprofit corporation under Kentucky Revised Status Chapter 273.

Additionally, effective July 1, 2017, an amended and restated lease agreement between the Commonwealth of Kentucky, UofL and UMC was entered into. The Corporation also entered into an Amended and Restated Academic Affiliation Agreement (AAA) with UofL, effective July 1, 2017, which grants the Corporation the right to lease and operate an acute-care teaching hospital and related medical facilities. The AAA with UofL was superseded by the Master Academic Affiliation Agreement (MAAA) between UofL, UMC, Jewish Hospital and Jewish Hospital Shelbyville, effective November 1, 2020. The initial term of the MAAA is twenty-five years from the effective date with five-year renewal terms in accordance with the agreement.

UMC became a wholly owned subsidiary of UofL Health effective November 1, 2019.

**UNIVERSITY OF LOUISVILLE AND AFFILIATED CORPORATIONS**  
**A Component Unit of the Commonwealth of Kentucky**  
**Notes to Financial Statements**  
**For the Years Ended June 30, 2022 and 2021**

UofL Health, Inc. – Louisville (Jewish Hospital) and UofL Health, Inc. – Shelbyville (Jewish Hospital Shelbyville) were incorporated September 23, 2019. On November 1, 2019, UofL Health acquired assets through a business acquisition with KentuckyOne Health under the corporations of Jewish Hospital and Jewish Hospital Shelbyville. Additionally, as part of this transaction a portion of the acquisition was allocated and assigned to ULP.

ULP was established in August 2011 and is organized as a private, nonprofit corporation that functions as the corporate structure for clinical practices of the faculty of UofL School of Medicine. Operations began on January 1, 2012, when the first two physician groups (clinical departments) transitioned their practices into ULP. As of June 30, 2021 and 2020, ULP has seventeen clinical departments. ULP became a wholly owned subsidiary of UofL Health effective November 1, 2019.

Complete financial statements for UofL Health and prior financial statements for UMC can be obtained from the administrative office at UofL Health 530 S. Jackson Street Louisville, Kentucky 40202. Prior financial statements for ULP can be obtained from 300 E. Market Street Louisville, Kentucky 40202.

1. Change in Accounting Principle

On July 1, 2020, the Corporation adopted the new revenue recognition accounting standard issued by the FASB and codified in FASB Accounting Standards Codification (ASC) 606. The revenue recognition standard in ASC 606 outlines a single comprehensive model for recognizing revenue as performance obligations, defined in a contract with a customer as goods or services transferred to the customer in exchange for consideration, are satisfied. The standard also requires expanded disclosures regarding the Corporation's revenue recognition policies and significant judgements employed in the determination of revenue.

The Corporation applied the modified retrospective approach to all contracts when adopting ASC 606. As a result, upon the Corporation's adoption of ASC 606, the majority of what was previously classified as the provision for bad debts in the statement of operations and changes in net assets is now reflected as implicit price concessions (as defined in ASC 606) and therefore is included as a reduction to patient care service revenues for the year ending June 30, 2021. For periods prior to the adoption of ASC 606, the provision for bad debts was presented consistent with the previous revenue recognition standards that required such provision to be presented separately as a component of net operating revenues.

Additionally, upon adoption of ASC 606, the allowance for doubtful accounts of approximately \$97.4 million as of June 30, 2020 was reclassified as a component of patient accounts receivable. Other than these changes, the adoption of ASC 606 did not have a material impact on the 2020 financial statements and the Corporation does not expect it to have a material impact on its results of operations on a prospective basis. As part of the adoption of ASC 606, the Corporation elected two of the available practical expedients provided for in the standard. First, the Corporation does not adjust the transaction price for any financing components as those were deemed insignificant. Additionally, the Corporation expenses all incremental customer contract acquisition costs as incurred because such costs are not material and would be amortized over a period of less than one year.

2. Business Combination

On August 14, 2019, UofL entered into an asset purchase agreement with Jewish Hospital & St. Mary's Healthcare, Inc., a Kentucky nonprofit corporation; KOMG-Louisville Region, Inc., a Kentucky nonprofit corporation, and CHI Kentucky, Inc., a Kentucky Corporation (collectively, KentuckyOne-Louisville). The agreement included CommonSpirit Health f/k/a Catholic Health Initiatives, a Colorado, nonprofit corporation, for limited specific purposes. The acquisition was finalized on November 1, 2019. As part of this acquisition, the Corporation received \$187.8 million of KentuckyOne assets in exchange for assumption of certain liabilities in the amount of \$53.5 million and a cash payment of \$6.6 million. As part of this asset acquisition, UMC's long-term debt with CHI Kentucky, Inc. of \$8.9 million, and UMC's long-term debt with KentuckyOne Health of \$10.0 million was forgiven. As a result of the asset purchase agreement, the Corporation recognized a gain on acquisition for the excess of the fair value of assets acquired over liabilities assumed of \$146.5 million and is included in the consolidated statement of operations and changes in net assets.

**UNIVERSITY OF LOUISVILLE AND AFFILIATED CORPORATIONS**  
**A Component Unit of the Commonwealth of Kentucky**  
**Notes to Financial Statements**  
**For the Years Ended June 30, 2022 and 2021**

The following is a reconciliation of the transaction for the Corporation as of November 1, 2019 (in thousands):

<b>Fair value of assets acquired:</b>		
Cash and cash equivalents	\$	16
Accounts receivable		92,800
Inventories		17,362
Prepaid expense and other		3,626
Property and equipment, net		73,975
<b>Total fair value of assets acquired</b>	<b>\$</b>	<b>187,779</b>
<b>Liabilities assumed:</b>		
Accounts payable and accrued expenses	\$	53,548
<b>Total liabilities assumed</b>		<b>53,548</b>
Cash paid in acquisition	\$	6,618
Long-term debt forgiven in acquisition	\$	18,893
<b>Gain on acquisition</b>	<b>\$</b>	<b>146,506</b>

Further, in conjunction with the acquisition, the Corporation received donor restricted gifts of approximately \$50.0 million, which have been recognized as contributions in the statements of operations and changes in net assets. \$40.0 million of the contributions were included within the asset purchase agreement to be paid by the seller entities to the buyer entities over a four-year period. Additionally, the Corporation received a \$10.0 million pledge from the Jewish Heritage Fund for Excellence, Inc. for the acquisition and operation of the acquired entities.

Additionally, effective November 1, 2019, UofL Health became the sole corporate member of UMC and ULP through a noncash business transaction. The Corporation recorded the carrying value of the assets acquired and liabilities assumed as of November 1, 2019. There was no gain or loss associated with this business combination. The total amount of net asset transfers relating to UMC and ULP was \$268.5 million.

### 3. Patient Accounts Receivable

The Corporation provides services without collateral to patients, most of whom are local residents and are insured under third-party payor agreements. The composition of receivables from patients and third-party payors as of June 30, 2022 and 2021 is as follows (on the next page):

	2022	2021
Medicare	13 %	13 %
Medicaid	3 %	3 %
Managed care	39 %	39 %
Commercial and other	43 %	44 %
Self-pay	2 %	1 %
	<b>100 %</b>	<b>100 %</b>

**UNIVERSITY OF LOUISVILLE AND AFFILIATED CORPORATIONS**  
**A Component Unit of the Commonwealth of Kentucky**  
**Notes to Financial Statements**  
**For the Years Ended June 30, 2022 and 2021**

4. Net Patient Service Revenue

The composition of patient care service revenue by primary payor for the year ended June 30 is as follows:

	2022
Medicare	13 %
Medicaid	3 %
Managed Care	25 %
Commercial and other	58 %
Self-pay	1 %
	<b>100 %</b>

5. Passport Health Plan by Molina Healthcare

Passport is a comprehensive risk-based entity that has separate financial statements available. Passport contracts with the Commonwealth of Kentucky's Medicaid program to provide comprehensive medical services to patients in its region. Passport also has a Medicare replacement insurance product. Sponsors and affiliated entities provide health care services to members at contracted rates. The Corporation has a 0% sponsorship interest in Passport as of June 30, 2022 and 2021 as the Corporation received approximately \$34,323,000 as part of the sale of certain Passport assets during 2020. The Corporation had an outstanding payment amount of \$10,335,877 from the sale of such assets during the year ending June 30, 2021, which was recorded in other accounts receivable on the balance sheet as of June 30, 2021. The Corporation received payment of \$7,611,933 during 2022, which resulted in a loss of \$2,723,944 and is recorded within other non-operating income (expense). During 2021, the Corporation sold its 19.16 shares of common stock in Passport, which resulted in a gain of \$12,776,000 and is recorded within equity in earnings of affiliates on the statement of operations and changes in net assets.

6. Refundable Advances

During 2020, Provider Relief Fund (PRF) grants authorized under the Coronavirus Aid, Relief, and Economic Security (CARES) Act were distributed to healthcare providers impacted by the outbreak of the COVID-19 pandemic under Catalog of Federal Domestic Assistance (CFDA) #93.498. Revenues from Provider Relief Fund grants are recognized to the extent of expenses incurred specific to responding to the COVID-19 pandemic. In addition to these eligible expenses, changes in operating income (loss) as a result of the pandemic could qualify as eligible for reimbursement. Changes in operating income lost represent the deficiency of net operating revenues less operating expenses related to health care services recognized over the same period in the previous year. The Corporation received PRF grants of approximately \$20.2 million. PRF grants of approximately \$88.2 million are included in the consolidated statement of operations and changes in net assets as federal grants

The guidance issued by the grantor to define eligible expenses and, more specifically, to determine changes in patient care service revenues related to the pandemic that would be eligible for reimbursement is evolving and is uncertain as of the date the financial statements were available to be issued. Therefore, these funds are subject to recoupment by the grantor in the event that the conditions for recognition are not met. The Corporation has recorded a reserve of approximately \$13.2 million and \$16.6 million as refundable advance liabilities on the balance sheets as of June 30, 2022 and 2021, respectively.

The passage of the CARES Act also authorized Centers for Medicare and Medicaid Services (CMS) to expand the Medicare Accelerated and Advancement Payment Program to a broader group of Medicare Part A providers and Part B suppliers. As eligible healthcare organizations, UMC, Jewish Hospital, Jewish Hospital Shelbyville, and ULP were eligible to request up to 100% of their Medicare payment amounts for a six-month period. These payments were issued in April 2020. Recoupment of the advance payment was to begin following a 120-day deferral period. The Continuing Appropriations Act, 2021 and Other Extensions Act which passed on September 30, 2020 allowed providers to extend repayment for a full year before recoupment begins. The recoupment process began April 2021 and payment for submitted claims is to be reduced by 25% for 6 months, then 50% for the following 11 months, and any outstanding payments after this period will be due in full to CMS. The advance payment is included in refundable advances on the balance sheet.



**UNIVERSITY OF LOUISVILLE AND AFFILIATED CORPORATIONS**  
**A Component Unit of the Commonwealth of Kentucky**  
**Notes to Financial Statements**  
**For the Years Ended June 30, 2022 and 2021**

As of and for the year ended June 30, 2022, revenues recognized and refundable advances were as follows:

	Revenue Recognized	Refundable Advances	Total
Provider relief fund	\$ 20,151	\$ 13,189	\$ 33,340
Medicare accelerated and advance payment program	—	31,814	31,814
<b>Ending balance as of June 30, 2021</b>	<b>\$ 20,151</b>	<b>\$ 45,003</b>	<b>\$ 65,154</b>

As of June 30, 2021, refundable advances were as follows:

	Refundable Advances
Provider relief funds	\$ 16,604
Medicare accelerated and advance payment program	115,344
<b>Ending balance as of June 30, 2020</b>	<b>\$ 131,948</b>

**7. Medical Malpractice Claims**

The Corporation is insured against medical malpractice claims under claims-made based policies, whereby only the claims reported to the insurance carrier during the policy period are covered regardless of when the incident giving rise to the claim occurred. Under the terms of the policies, the Corporation bears the risk of the ultimate costs of any individual claims or aggregate claims exceeding \$19.0 million for claims asserted in the policy year. In addition, the Corporation has an umbrella policy with additional coverage limits.

Should the claims-made policies not be renewed or replaced with equivalent insurance, claims based on the occurrences during the claims-made term but reported subsequently will be uninsured.

The Corporation is not aware of any medical malpractice claims, either asserted or unasserted, that would exceed the policy limits. No claims have been settled during the past three years that have exceeded policy coverage limits. The cost of this insurance policy represents the Corporation's cost for such claims for the year and it has been charged to operations as a current expense.

**REQUIRED SUPPLEMENTARY INFORMATION**  
**Schedule of Changes in Total OPEB Liability and Related Ratios**  
**For the Fiscal Year Ending**  
**(in thousands)**

	6/30/2022	6/30/2021	6/30/2020	6/30/2019	6/30/2018
<b>Total OPEB liability</b>					
Service Cost	\$ 2,795	\$ 2,538	\$ 2,437	\$ 4,630	\$ 5,203
Interest	1,956	2,318	2,497	3,296	2,728
Difference between expected and actual experience	(458)	(1,687)	1,923	(1,718)	(2,608)
Changes of assumption	4,967	5,757	5,488	(27,504)	(5,495)
Benefit payments	(3,558)	(2,927)	(2,836)	(2,817)	(3,007)
<b>Net change in OPEB Liability</b>	<b>\$ 5,702</b>	<b>\$ 5,999</b>	<b>\$ 9,509</b>	<b>\$ (24,113)</b>	<b>\$ (3,179)</b>
OPEB liability - beginning of year	80,238	74,239	64,730	88,843	92,022
<b>OPEB liability - end of year</b>	<b>\$ 85,940</b>	<b>\$ 80,238</b>	<b>\$ 74,239</b>	<b>\$ 64,730</b>	<b>\$ 88,843</b>
<b>Covered employee payroll</b>	<b>\$ 434,864</b>	<b>\$ 490,221</b>	<b>\$ 493,893</b>	<b>\$ 450,332</b>	<b>\$ 445,356</b>
<b>Total OPEB liability as a percentage of covered employee payroll</b>	<b>19.76 %</b>	<b>16.37 %</b>	<b>15.03 %</b>	<b>14.37 %</b>	<b>19.95 %</b>

This schedule is to be built prospectively. Until a full 10-year trend is compiled, the schedule will show information for those years for which data is available.



**INDEPENDENT AUDITORS' REPORT ON INTERNAL CONTROL OVER FINANCIAL REPORTING  
AND ON COMPLIANCE AND OTHER MATTERS BASED ON AN AUDIT OF FINANCIAL  
STATEMENTS PERFORMED IN ACCORDANCE WITH GOVERNMENT AUDITING STANDARDS**

Board of Trustees  
University of Louisville  
Louisville, Kentucky

We have audited, in accordance with the auditing standards generally accepted in the United States of America and the standards applicable to financial audits contained in *Government Auditing Standards* issued by the Comptroller General of the United States, the financial statements of the business-type activities, the aggregate discretely presented component units of University of Louisville, as of and for the year ended June 30, 2022, and the related notes to the financial statements, which collectively comprise the University of Louisville's basic financial statements, and have issued our report thereon dated October 31, 2022. The financial statements of University of Louisville Health, Inc. (UofL Health), University of Louisville Real Estate Foundation, Inc. (ULREF), and the University of Louisville Foundation, Inc. and Affiliates (the Foundation) were not audited in accordance with Government Auditing Standards, and accordingly, this report does not include reporting on internal control over financial reporting or instances of reportable noncompliance associated with UofL Health, ULREF, and the Foundation.

***Report on Internal Control Over Financial Reporting***

In planning and performing our audit of the financial statements, we considered University of Louisville's internal control over financial reporting (internal control) as a basis for designing audit procedures that are appropriate in the circumstances for the purpose of expressing our opinions on the financial statements, but not for the purpose of expressing an opinion on the effectiveness of University of Louisville's internal control. Accordingly, we do not express an opinion on the effectiveness of University of Louisville's internal control.

*A deficiency in internal control* exists when the design or operation of a control does not allow management or employees, in the normal course of performing their assigned functions, to prevent, or detect and correct, misstatements on a timely basis. *A material weakness* is a deficiency, or a combination of deficiencies, in internal control, such that there is a reasonable possibility that a material misstatement of the entity's financial statements will not be prevented, or detected and corrected, on a timely basis. *A significant deficiency* is a deficiency, or a combination of deficiencies, in internal control that is less severe than a material weakness, yet important enough to merit attention by those charged with governance.

Our consideration of internal control was for the limited purpose described in the first paragraph of this section and was not designed to identify all deficiencies in internal control that might be material weaknesses or significant deficiencies and therefore, material weaknesses or significant deficiencies may exist that were not identified. Given these limitations, during our audit we did not identify any deficiencies in internal control that we consider to be material weaknesses. We identified certain deficiencies in internal control, described in the accompanying schedule of findings as item 2022-001 that we consider to be a significant deficiency.

***Report on Compliance and Other Matters***

As part of obtaining reasonable assurance about whether University of Louisville’s financial statements are free from material misstatement, we performed tests of its compliance with certain provisions of laws, regulations, contracts, and grant agreements, noncompliance with which could have a direct and material effect on the financial statements. However, providing an opinion on compliance with those provisions was not an objective of our audit, and accordingly, we do not express such an opinion. The results of our tests disclosed instances of noncompliance or other matters that are required to be reported under *Government Auditing Standards*.

***University of Louisville’s Response to Findings***

*Government Auditing Standards* requires the auditor to perform limited procedures on the University of Louisville’s response to the findings identified in our audit and described in the accompanying schedule of findings and questioned costs. University of Louisville’s response was not subjected to the other auditing procedures applied in the audit of the financial statements and, accordingly, we express no opinion on the response.

***Purpose of This Report***

The purpose of this report is solely to describe the scope of our testing of internal control and compliance and the results of that testing, and not to provide an opinion on the effectiveness of the entity’s internal control or on compliance. This report is an integral part of an audit performed in accordance with *Government Auditing Standards* in considering the entity’s internal control and compliance. Accordingly, this communication is not suitable for any other purpose.



**CliftonLarsonAllen LLP**

St. Louis, Missouri  
October 31, 2022

**UNIVERSITY OF LOUISVILLE AND AFFILIATED  
CORPORATIONS**

**A Component Unit of the Commonwealth of Kentucky**

**Auditor's Report and Financial Statements  
June 30, 2022 and 2021**



CPAs | CONSULTANTS | WEALTH ADVISORS

[CLAcconnect.com](https://CLAcconnect.com)

**UNIVERSITY OF LOUISVILLE AND AFFILIATED CORPORATIONS**  
**A Component Unit of the Commonwealth of Kentucky**  
**For the Years Ended June 30, 2022 and 2021**

**Table of Contents:**

	Page
Independent Auditors' Report.....	1
Management's Discussion and Analysis (Unaudited) .....	4
Basic Financial Statements .....	
Statements of Net Position .....	17
Statements of Revenues, Expenses and Changes in Net Position .....	19
Statements of Cash Flows.....	21
Notes to Financial Statements .....	23
Required Supplementary Information – Postemployment Benefit Information (Unaudited) .....	74
Independent Auditors' Report on Internal Control Over Financial Reporting and on Compliance and Other Matters Based on an Audit of Financial Statements Performed in Accordance with <i>Government Auditing Standards</i> .....	75
Schedule of Findings.....	77

UNIVERSITY OF LOUISVILLE AND AFFILIATED CORPORATIONS  
A Component Unit of the Commonwealth of Kentucky  
Schedule of Findings  
For the Year Ended June 30, 2022

---

**Section I – Financial Statement Findings**

---

Our audit did not disclose any matters required to be reported in accordance with *Government Auditing Standards*.

**2022 – 001: Accounts Payable**

Type of Finding: Significant Deficiency in Internal Control over Financial Reporting

**Condition:** During the audit process, CLA noted that controls related to cutoff of accounts payable were not operating effectively. As a result, an audit adjusting entry was recorded to increase accounts payable, capital assets, and expenses by approximately \$3,014,000, \$1,810,000, and \$1,204,000, respectively.

**Criteria:** The University must have controls in place to ensure that accounts payable and accruals are properly cutoff at year end.

**Effect:** Lack of controls in place to ensure cutoff of accounts payable and accruals may result in the preparation of the Financial Statements that inaccurately reflect the financial position of the University.

**Cause:** The University's controls were not operating effectively to be able to properly that accounts payable and accruals are properly cutoff at year end.

**Repeat Finding:** No

**Recommendation:** Management should properly oversee controls currently in place to ensure accounts payable and accruals are properly cutoff at year end.

**Views of responsible officials and planned corrective actions:** Search for unrecorded liabilities has historically been performed through the first week of August to align with a year end close by mid-August. The oversight of identified payments were disbursed during the last week of review and the entry was missed. Going forward, the review process will be expanded to include individuals processing payables in the initial identification of appropriate invoices. This change in process will bring in direct knowledge of payables processed during the period and supplement the review by accounting personnel.



CLA (CliftonLarsonAllen LLP) is a network member of CLA Global. See [CLAGlobal.com/disclaimer](http://CLAGlobal.com/disclaimer). Investment advisory services are offered through CliftonLarsonAllen Wealth Advisors, LLC, an SEC-registered investment advisor.



**UNIVERSITY OF LOUISVILLE AND  
AFFILIATED CORPORATIONS**

**SINGLE AUDIT REPORT**

**YEAR ENDED JUNE 30, 2022**



CPAs | CONSULTANTS | WEALTH ADVISORS

[CLAcconnect.com](https://CLAcconnect.com)

**UNIVERSITY OF LOUISVILLE AND AFFILIATED CORPORATIONS  
TABLE OF CONTENTS  
YEAR ENDED JUNE 30, 2022**

<b>SCHEDULE OF EXPENDITURES OF FEDERAL AWARDS</b>	<b>1</b>
<b>NOTES TO SCHEDULE OF EXPENDITURES OF FEDERAL AWARDS</b>	<b>19</b>
<b>INDEPENDENT AUDITORS' REPORT ON INTERNAL CONTROL OVER FINANCIAL REPORTING AND ON COMPLIANCE AND OTHER MATTERS BASED ON AN AUDIT OF FINANCIAL STATEMENTS PERFORMED IN ACCORDANCE WITH <i>GOVERNMENT AUDITING STANDARDS</i></b>	<b>21</b>
<b>INDEPENDENT AUDITORS' REPORT ON COMPLIANCE FOR EACH MAJOR FEDERAL PROGRAM, REPORT ON INTERNAL CONTROL OVER COMPLIANCE AND REPORT ON THE SCHEDULE OF EXPENDITURES OF FEDERAL AWARDS REQUIRED BY THE UNIFORM GUIDANCE</b>	<b>23</b>
<b>SCHEDULE OF FINDINGS AND QUESTIONED COSTS</b>	<b>26</b>

**UNIVERSITY OF LOUISVILLE AND AFFILIATED CORPORATIONS  
SCHEDULE OF EXPENDITURES OF FEDERAL AWARDS  
YEAR ENDED JUNE 30, 2022**

Federal Grant or Program Title	Federal Assistance Listing Number	Pass Through Entity #	Fiscal Expenditures	Amount Provided to Subrecipients
<b>STUDENT FINANCIAL ASSISTANCE CLUSTER</b>				
<b>UNITED STATES DEPARTMENT OF EDUCATION</b>				
Federal Supplemental Educational Opportunity Grants	84.007		\$ 1,377,041	\$ -
Federal Work Study Program	84.033		675,125	-
Federal Perkins Loan Program	84.038		3,701,074	-
Federal Pell Grant Program	84.063		22,777,395	-
William D. Ford Federal Direct Loan Program	84.268		145,151,734	-
Teacher Education Assistance for College and Higher Education Grants (TEACH Grants)	84.379		214,987	-
<b>SUBTOTAL UNITED STATES DEPARTMENT OF EDUCATION</b>			173,897,356	-
<b>DEPARTMENT OF HEALTH AND HUMAN SERVICES</b>				
Health Professions Student Loans, Including Primary Care Loans and Loans for Disadvantaged Students	93.342		11,070,052	-
Nursing Student Loans	93.364		19,140	-
<b>SUBTOTAL DEPARTMENT OF HEALTH AND HUMAN SERVICES</b>			11,089,192	-
<b>TOTAL STUDENT FINANCIAL ASSISTANCE CLUSTER</b>			184,986,548	-
<b>CORONAVIRUS AID, RELIEF, AND ECONOMIC SECURITY ACT SECTION 2, HIGHER EDUCATION EMERGENCY RELIEF FUND</b>				
<b>UNITED STATES DEPARTMENT OF EDUCATION</b>				
Covid-19 HEERF Student Aid Portion	84.425E	P425F200958	18,440,043	-
Covid-19 HEERF Institutional Portion	84.425F	P425E200107	18,271,019	-
<b>SUBTOTAL DEPARTMENT OF EDUCATION</b>			36,711,062	-
<b>TOTAL CORONAVIRUS AID, RELIEF AND ECONOMIC SECURITY ACT</b>			36,711,062	-
<b>CORONAVIRUS AID, RELIEF, AND ECONOMIC SECURITY ACT SECURITY ACT SECTION 1, EDUCATION STABILIZATION FUND, GOVERNORS EMERGENCY EDUCATION RELIEF FUND</b>				
<b>UNITED STATES DEPARTMENT OF EDUCATION</b>				
Through KY Department of Education	84.425C	PON2 540 2200001107	23,253	-
Through KY Department of Education	84.425C	PON2 415 2200002339	56,627	-
Through KY Department of Education	84.425C	PON2 415 2200002579	8,313	-
<b>TOTAL GOVERNORS EMERGENCY EDUCATION RELIEF AND ECONOMIC SECURITY ACT</b>			88,193	-
<b>TOTAL CORONAVIRUS AID, RELIEF, AND ECONOMIC SECURITY ACT SECTIONS 1 AND 2</b>			36,799,255	-
		84.425 Total	36,799,255	-

See accompanying Notes to Schedule of Expenditures of Federal Awards

**UNIVERSITY OF LOUISVILLE AND AFFILIATED CORPORATIONS  
SCHEDULE OF EXPENDITURES OF FEDERAL AWARDS (CONTINUED)  
YEAR ENDED JUNE 30, 2022**

Federal Grant or Program Title	Federal Assistance Listing Number	Pass Through Entity #	Fiscal Expenditures	Amount Provided to Subrecipients
<b>THE CORONAVIRUS AID, RELIEF, AND ECONOMIC SECURITY ACT ("CARES ACT")</b>				
<b>DEPARTMENT OF TREASURY</b>				
Coronavirus Relief Fund				
COVID-19 Through KY Cabinet for Health & Family Services	21.019	Coronavirus Response and	\$ 148,938	\$ -
COVID-19 Through Louisville Metro Public Health & Wellness	21.019	CRF-1 377580	(811)	-
COVID-19 Through KY Cabinet for Health & Family Services	21.019	Start-up Stipend Child Ca	163,008	-
<b>SUBTOTAL DEPARTMENT OF TREASURY</b>			<u>311,135</u>	<u>-</u>
<b>DEPARTMENT OF TREASURY</b>				
Coronavirus State And Local Fiscal Recovery Funds				
COVID-19 Through Louisville Metro Government	21.027	CSLFRF-LMPHW-FY22-009	674,110	-
COVID-19 Through KY Department for Public Health	21.027	PON2 721 2200001478	120,389	-
COVID-19 Through Louisville Metro Government	21.027	CSLFRF-LMPHW-FY22-010	51,346	-
<b>SUBTOTAL DEPARTMENT OF TREASURY</b>			<u>845,845</u>	<u>-</u>
<b>TOTAL CORONAVIRUS AID, RELIEF, AND ECONOMIC SECURITY ACT ("CARES ACT")</b>			1,156,980	-
<b>RESEARCH AND DEVELOPMENT CLUSTER</b>				
<b>DEPARTMENT OF AGRICULTURE</b>				
Agriculture and Food Research Initiative (AFRI)				
Agriculture and Food Research Initiative (AFRI)	10.310	2022-67012-37017	4,949	-
Agriculture and Food Research Initiative (AFRI)	10.310	2021-67021-34768	156,313	25,000
Agriculture and Food Research Initiative (AFRI)	10.310	2018-67012-32499	7,084	-
Farm and Ranch Stress Assistance Network Competitive Grants Program	10.525	PON2 035 2200000454	169,716	-
<b>SUBTOTAL DEPARTMENT OF AGRICULTURE</b>			<u>338,062</u>	<u>25,000</u>
<b>DEPARTMENT OF COMMERCE</b>				
Economic Adjustment Assistance				
Through U.S. Economic Development Administration	11.307	ED21HDQ3070047	211,642	-
Science, Technology, Business and/or Education Outreach	11.62	2113-3	2,076	-
Minority Business Resource Development	11.802	MB21OBD8020222	244,028	-
<b>SUBTOTAL DEPARTMENT OF COMMERCE</b>			<u>457,746</u>	<u>-</u>
<b>DEPARTMENT OF DEFENSE</b>				
Department of Defense Contracts				
Through GXM Consulting LLC	12.000	W911NF-16-D-0039	2,978	-
Through InfoBeyond Technology LLC	12.000	W56HZV-21-C-0053	48,933	-
Through InfoBeyond Technology LLC	12.000	W56HZV-22-C-0014	15,462	-
Through NextGen Aeronautics	12.000	PO 19-01	(2,841)	-
Through QuesTek Innovations LLC	12.000	PO: 1675	75,653	-
Through University of California, San Diego	12.000	HR0011-20-9-0043	35,463	-
Through University of Pittsburgh	12.000	0055964-7	113,284	-
Through University of Pittsburgh	12.000	0061688-7	292	-
Through University of Pittsburgh	12.000	0061688-7	40,526	-
Through University of Pittsburgh	12.000	0055964-7	-	-
Through TDA Research, Inc.	12.000	AJ.1403.010.UJ.19.01	56,319	-
Through Advanced Technology International	12.000	MCDC2006-010	733,345	-
Through Advanced Technology International	12.000	MCDC2006-010	237,912	-
Through Advanced Technology International	12.000	MCDC2006-010	2,983,735	674,933
Basic and Applied Scientific Research				
Through Federal Contractor 1	12.300	Confidential	595	-
Through Technical Data Analysis, Inc.	12.300	N68335-21-C-0168	59,735	-
Through Technical Data Analysis, Inc.	12.300	2116-001-01	90	-
Basic Scientific Research - Combating Weapons of Mass Destruction	12.351	HDTRA1-15-1-0027	-	-

See accompanying Notes to Schedule of Expenditures of Federal Awards

**UNIVERSITY OF LOUISVILLE AND AFFILIATED CORPORATIONS  
SCHEDULE OF EXPENDITURES OF FEDERAL AWARDS (CONTINUED)  
YEAR ENDED JUNE 30, 2022**

Federal Grant or Program Title	Federal Assistance Listing Number	Pass Through Entity #	Fiscal Expenditures	Amount Provided to Subrecipients
<b>DEPARTMENT OF DEFENSE (CONTINUED)</b>				
Military Medical Research and Development				
Through U.S. Department of Defense	12.420	W81XWH	\$ 1,489,374	\$ 24,677
Through U.S. Army Med Research Acq Activity	12.420	W81XWH	1,074,331	-
Through Christopher & Dana Reeve Foundation	12.420	1R01DE028883-01A1	21,433	-
Through Drexel University	12.420	940011	57,324	-
Through Fox Chase Chemical Diversity Center, Inc	12.420	W81XWH1810638-UL	335	-
Through Henry Jackson Foundation	12.420	66495 PO# 1008831	30,740	-
Through Kessler Institute for Rehabilitation	12.420	435-01	18,703	-
Through University of Florida Research Foundation	12.420	UFDSP00010202	-	-
Through University of Kentucky Research Foundation	12.420	3200003271-20-305	72,434	-
Through University of Miami	12.420	OS00000029	80,406	-
Through University of Missouri	12.420	W81XWH1520037	(1,944)	-
Through University of Texas at Houston	12.420	SPC-001456 / SA0000929	2,697	-
Through U.S. Army Med Research Acq Activity	12.420	W81XWH1910734	490,481	-
Basic Scientific Research				
Through QinetiQ Inc.	12.431	48408	193,183	-
<b>SUBTOTAL DEPARTMENT OF DEFENSE</b>			7,930,978	699,611
<b>DEPARTMENT OF INTERIOR</b>				
Bureau of Ocean Energy Management (BOEM)				
Environmental Studies (ES)				
Through Oregon State University	15.423	DI132A-B	21,230	-
Assistance to State Water Resources Research Institutes				
Through University of Kentucky Research Foundation	15.805	3200004323-22-067	4,107	-
Through KY Water Resources Research Institute	15.805	3200004323-22-066	9,857	-
<b>SUBTOTAL DEPARTMENT OF INTERIOR</b>			35,194	-
<b>DEPARTMENT OF JUSTICE</b>				
Department of Justice Contract through Ohio				
Valley Education Cooperative	16.000	2019-YS-BX-0033	26,637	-
National Institute of Justice Research, Evaluation, and Development Project Grants				
Through U.S. Dept. of Justice	16.560	2018-VA-CX-0003	60,103	-
Through National Institute of Justice	16.560	2019 DU BX 0029	316,320	80,641
Through National Institute of Justice	16.560	2019-R2-CX-0038	39,756	-
Through KY Dept. of Corrections	16.560	PON2 527 2000003950	789	-
Through University of Nebraska, Omaha	16.560	45-0306-1032-201	22,816	-
National Sexual Assault Kit Initiative - Department of Justice				
Bureau of Justice Assistance B - Cooperative Agreements				
Through Office of the Attorney General - KY	16.833	PON2 040 18000010891	(231)	-
<b>SUBTOTAL DEPARTMENT OF JUSTICE</b>			466,190	80,641
<b>DEPARTMENT OF TRANSPORTATION</b>				
Federal Highway Administration through National Academy of Science	20.000	NCHRP-217	-	-
Metropolitan Transportation Planning and State and Non-Metropolitan Planning and Research through University of Kentucky Research Foundation	20.505	3049025467-15-041	-	-
National Priority Safety Programs				
Through Kentucky Transportation Cabinet	20.616	PON2 605 2200000593	11,112	-
Through Kentucky Transportation Cabinet	20.616	PON2 605 2100000626	27,482	10,645
Through Kentucky Transportation Cabinet	20.616	PON2 605 2200000682	36,765	-
<b>SUBTOTAL DEPARTMENT OF TRANSPORTATION</b>			75,359	10,645

See accompanying Notes to Schedule of Expenditures of Federal Awards

**UNIVERSITY OF LOUISVILLE AND AFFILIATED CORPORATIONS  
SCHEDULE OF EXPENDITURES OF FEDERAL AWARDS (CONTINUED)  
YEAR ENDED JUNE 30, 2022**

Federal Grant or Program Title	Federal Assistance Listing Number	Pass Through Entity #	Fiscal Expenditures	Amount Provided to Subrecipients
<b>NATIONAL AERONAUTICS AND SPACE</b>				
<b>ADMINISTRATION</b>				
NASA Contracts				
Through National Aeronautics and Space Adm	43.000	8NSSC21P1905	\$ 24,191	\$ -
Through National Aeronautics and Space Adm	43.000	NNX16AC59G	19,853	-
Through Space Telescope Science Institute	43.000	HST-GO-15107.001-A	6,585	-
Through Space Telescope Science Institute	43.000	HST-AR-15008.008-A	9,748	-
Through Space Telescope Science Institute	43.000	HST-GO-14764.007-A	8,592	-
Through University of Kentucky Research Foundation	43.000	3210001706-22-025	39,788	-
Through University of Kentucky Research Foundation	43.000	3210001706-22-030	29,640	-
Through University of Kentucky Research Foundation	43.000	3210001706-22-024	40,747	-
Through University of Kentucky Research Foundation	43.000	3210001706-22-029	28,717	-
Aerospace Education Services Program				
Through National Aeronautics and Space Adm	43.001	1596524	243	-
Through NASA AMES University Consortium	43.001	80NSSC21K0089	15,368	-
Through Columbia University	43.001	1(GG013215)	32,459	-
Through National Aeronautics and Space Adm	43.001	1596617	1,232	-
Through Space Telescope Science Institute	43.001	HST-GO-15106.001-A	1,109	-
Through University of Kentucky Research Foundation	43.001	3210001706-22-032	3,708	-
Aeronautics				
Through NASA National Aeronautics & Space Admin	43.002	80NSSC21M0240	9,225	-
Office of Stem Engagement (OSTEM)				
Through KY NSF EPScoR	43.008	3210001706-22-147	24,374	-
Through National Institute of Aerospace	43.008	C20-202032-UofL	114,441	-
Through University of Kentucky Research Foundation	43.008	3200003207-21-073	33,489	-
Through University of Kentucky Research Foundation	43.008	3210001706-21-111	5,402	-
Through University of Kentucky Research Foundation	43.008	3210001706-21-074	6,344	-
Through University of Kentucky Research Foundation	43.008	PO 7800005490-3210001706	-	-
Through University of Kentucky Research Foundation	43.008	3200003095-21-068	14,400	-
Through University of Kentucky Research Foundation	43.008	3210001706-21-072	2,719	-
Through University of Kentucky Research Foundation	43.008	3200003095-21-047	19,284	-
Through University of Kentucky Research Foundation	43.008	3200004279-22-059	57,685	-
Through University of Kentucky Research Foundation	43.008	3210001706-22-144	2,302	-
Through University of Kentucky Research Foundation	43.008	3210001706-22-143	8,820	-
Through University of Kentucky Research Foundation	43.008	3200003095-22-058	6,378	-
Space Technology				
Through National Aeronautics and Space Adm	43.012	80NSSC21K0359	386,179	-
Through Purdue University	43.012	12000338-023	62,063	-
<b>SUBTOTAL NATIONAL AERONAUTICS AND SPACE ADMINISTRATION</b>			<b>1,015,085</b>	<b>-</b>

See accompanying Notes to Schedule of Expenditures of Federal Awards

**UNIVERSITY OF LOUISVILLE AND AFFILIATED CORPORATIONS  
SCHEDULE OF EXPENDITURES OF FEDERAL AWARDS (CONTINUED)  
YEAR ENDED JUNE 30, 2022**

Federal Grant or Program Title	Federal Assistance Listing Number	Pass Through Entity #	Fiscal Expenditures	Amount Provided to Subrecipients
<b>NATIONAL SCIENCE FOUNDATION</b>				
National Science Foundation Contract				
Through National Science Foundation	47.000	2031008	\$ 214,917	\$ -
Through Center for Large Landscape Conservation	47.000	2041095	7,346	-
Engineering Grants	47.041		3,264,999	382,566
Through George Mason University	47.041	E204620-02	10,050	-
Through University of California, San Diego	47.041	125918479	66,765	-
Mathematical and Physical Sciences	47.049		815,324	-
Geosciences	47.05		135,413	-
Computer and Information Science and Engineering	47.070		616,937	7,625
Through Michigan State University	47.070	RC112122A	11,277	-
Biological Sciences	47.074		151,954	5,935
Through Florida International University	47.074	316	1,329	-
Through SUNY Geneseo	47.074	190-1170255-92228	894	-
Social, Behavioral, and Economic Sciences	47.075		157,181	12,250
Through Colorado State University	47.075	G-05018-02	13,372	-
Education and Human Resources	47.076		912,767	-
Through Tennessee Tech University	47.076	1601587	(9,964)	-
Through University of Kentucky Research Foundation	47.076	3200002015-19-040	51,009	-
Through University of Kentucky Research Foundation	47.076	3048111054-14-127	64	-
Office of International Science and Engineering	47.079	1824851	36,047	-
Office of Integrative Activities	47.083		65,262	-
Through University of Kentucky Research Foundation	47.083	3200002692-20-027	1,259,345	-
Through University of Kentucky Research Foundation	47.083	3048114805-22-060	82,695	-
<b>SUBTOTAL NATIONAL SCIENCE FOUNDATION</b>			7,864,983	408,377
<b>DEPARTMENT OF VETERANS AFFAIRS</b>				
Department of Veterans Affairs Contracts				
Through V.A. Medical Center	64.000	IPA for Jason Saleem	17,666	-
Through V.A. Medical Center	64.000	Michelle Barati IPA	8,941	-
Through V.A. Medical Center	64.000	IPA Agreement - Lu Cai	6,815	-
Through V.A. Medical Center	64.000	IPA for Lynnette Montgome	49,108	-
Through V.A. Medical Center	64.000	Xia Yu IPA Agreement	-	-
Through V.A. Medical Center	64.000	IPA Agreement - Igor Zelk	1,445	-
Through V.A. Medical Center	64.000	Adam Gaweda IPA	63,538	-
Through V.A. Medical Center	64.000	Zhong-bin Deng IPA Agreem	17,593	-
Through V.A. Medical Center	64.000	IPA for Wilbur O'Steen	32,212	-
Sharing Specialized Medical Resources				
Through V.A. Medical Center	64.018		(559)	-
Through V.A. Medical Center	64.018	IPA Xiaoying Zhuang	(726)	-
<b>SUBTOTAL DEPARTMENT OF VETERANS AFFAIRS</b>			196,033	-
<b>ENVIRONMENTAL PROTECTION AGENCY</b>				
Regional Wetland Program Development Grants	66.461	00D98019	155,024	18,751
Brownfields Training	66.814	TR-83579302	(832)	-
<b>SUBTOTAL ENVIRONMENTAL PROTECTION AGENCY</b>			154,192	18,751

See accompanying Notes to Schedule of Expenditures of Federal Awards

**UNIVERSITY OF LOUISVILLE AND AFFILIATED CORPORATIONS  
SCHEDULE OF EXPENDITURES OF FEDERAL AWARDS (CONTINUED)  
YEAR ENDED JUNE 30, 2022**

Federal Grant or Program Title	Federal Assistance Listing Number	Pass Through Entity #	Fiscal Expenditures	Amount Provided to Subrecipients
<b>DEPARTMENT OF ENERGY</b>				
U.S. Department of Energy Contract				
Through Brookhaven National Laboratory	81.000	364481	\$ 1,116	\$ -
Through Brookhaven National Laboratory	81.000	403981	5,592	-
Office of Science Financial Assistance Program				
Through U.S. Dept. of Energy	81.049	DE-SC0019348	187,046	-
Through U.S. Dept. of Energy	81.049	DE-SC0021229	229,907	-
Through U.S. Dept. of Energy	81.049	DE-SC0021257	260,364	-
Through U.S. Dept. of Energy	81.049	DE-SC0022350	26,509	-
Conservation Research and Development through U.S. Dept. of Energy	81.086	DE-EE0008866	313,682	-
Renewable Energy Research and Development				
Through U.S. Dept. of Energy	81.087	DE-EE0008752	150,832	-
Through Emc Corporation	81.087	DE-EE0008972	141,057	-
Through The Regents of the Univ of California	81.087	4450 G WA318	257,911	-
Through Wichita State University	81.087	WSU# 22-00767	22,941	-
Fossil Energy Research and Development through U.S. Dept. of Energy	81.089	DE-FE0031916	381,826	5,905
Energy Efficiency and Renewable Energy Information Dissemination, Outreach, Training and TA/Assistance Through U.S. Dept. of Energy	81.117	DE-EE0009724 (0001)	72,743	-
<b>SUBTOTAL DEPARTMENT OF ENERGY</b>			<u>2,051,526</u>	<u>5,905</u>
<b>DEPARTMENT OF EDUCATION</b>				
Department of Education Contracts				
Through American Institutes for Research	84.000	460400006	25,596	-
Through American Institutes for Research	84.000	460400006	16,507	-
Through Development Services Group, Inc.	84.000	DSG Task Order 001	30,911	-
Special Education Grants to States				
Through Green River Regional Educational Coop.	84.027	GRREC Motivational Interv	35,624	-
Through Kentucky Dept. of Education	84.027	PON2 540 2000003107	121,745	-
Education Research, Development and Dissemination				
Through Development Services Group, Inc.	84.305	ED-IES-15-D-0003	(178)	-
Research in Special Education				
Through U.S. Dept. of Education	84.324	R324A190173	126,516	37,976
Through U.S. Dept. of Education	84.324	R324A150179	107	-
Through Oregon Research Institute	84.324	R324A150221	71,217	-
Through University of Kansas	84.324	R324N190002-21	45,139	-
<b>SUBTOTAL DEPARTMENT OF EDUCATION</b>			<u>473,184</u>	<u>37,976</u>
<b>DEPARTMENT OF HEALTH AND HUMAN SERVICES</b>				
Department of Health and Human Services Contracts				
Through National Institutes of Health	93.000		23,132	-
Through Centers for Disease Control & Prevention	93.000	75D30121C10273	4,903,430	-
Through University of Minnesota	93.000	MidWest AViDD Center	14,887	-
Through Duke Clinical Research Institute	93.000	A034254	5,846	-
Through Duke Clinical Research Institute	93.000	218092	2,933	-
Through Duke Clinical Research Institute	93.000	NICHD-2011-POP01	4,307	-
Through ECOG-ACRIN Cancer Research Group	93.000	EA4151	158	-
Through ECOG-ACRIN Cancer Research Group	93.000	EA3161	420	-
Through University of Alabama at Birmingham-BOT	93.000	000509729-006 16-0095Opt1	21	-
Through Janssen Vaccines & Prevention B.V.	93.000	VAC31518cov3001	265,170	-
Through Social and Scientific Systems Inc	93.000	CRB-SSS-S-21-006021	23,170	-
Through University of Kentucky Research Foundation	93.000	3200003702-21-179	7,026	-

See accompanying Notes to Schedule of Expenditures of Federal Awards



**UNIVERSITY OF LOUISVILLE AND AFFILIATED CORPORATIONS  
SCHEDULE OF EXPENDITURES OF FEDERAL AWARDS (CONTINUED)  
YEAR ENDED JUNE 30, 2022**

Federal Grant or Program Title	Federal Assistance Listing Number	Pass Through Entity #	Fiscal Expenditures	Amount Provided to Subrecipients
<b>DEPARTMENT OF HEALTH AND HUMAN SERVICES (CONTINUED)</b>				
Family Smoking Prevention and Tobacco Control Act				
Regulatory Research				
Through National Institutes of Health	93.077	5R01HL120746-05	\$ (11,934)	\$ -
Through National Institutes of Health	93.077	5R01HL122676-05	2,421	-
Through National Institutes of Health	93.077	5R01HL147343-02	(6,116)	-
Through National Institutes of Health	93.077	5R01HL147343-03	384,483	-
Through National Institutes of Health	93.077	5R01HL147343-03	96,656	-
Through National Institutes of Health	93.077	1R01HL163818-01	38,620	-
Through Boston University	93.077	4500003832	25,516	-
Through Boston University	93.077	4500004234	25,872	-
Through Boston University	93.077	4500004224	39,888	-
Blood Disorder Program: Prevention, Surveillance, and Research				
Through University of North Carolina	93.080	5109318	(1,846)	-
Through University of North Carolina	93.080	5112776	(752)	-
Food and Drug Administration Research				
Through Department of Health & Human Serv	93.103	HHSF223201810171C	169,119	16,850
Through Inst Advanced Clinical TrialsForChildren	93.103	Master Site Agreement	166	-
Through Duke University	93.103	PedMigraine 234691/240919	-	-
Maternal and Child Health Federal Consolidated Programs				
Through Texas Health Institute	93.110	Evaluation Services for t	2,211	-
Through Texas Health Institute	93.110	UH7MC30776	73,526	-
Biological Response to Environmental Health Hazards	93.113		7,524,951	549,327
Through Texas A&M University System	93.113	M2102937	15,192	-
Through Texas A&M University System	93.113	M2102938	13,630	-
Through Texas A&M University System	93.113	M2102063	21,115	-
Through University of Alabama at Birmingham	93.113	000520645-001	-	-
Through University of Alabama at Birmingham	93.113	000520645-SC001	15	-
Through University of Alabama at Birmingham	93.113	000520645-SC001	89,200	-
Through University of Kansas Medical Center	93.113	GR15741	19,254	-
Through University of Kentucky Research Foundation	93.113	3200003227-20-293	34,180	-
Through University of Pittsburgh	93.113	AWD00002134 (134283-1)	22,148	-
Oral Disease and Disorders Research				
Through Georgia Institute of Technology	93.121	RJ852-G1/AWD-101454-G3	3,473,995	406,264
Through University of Florida	93.121	SUB00003048	236,755	-
Through University of Mississippi Medical Center	93.121	SP14014-SB1	9,858	-
158,304				
Injury Prevention and Control Research and State and Community Based Programs				
Through Centers for Disease Control	93.136	5U01CE002711-04-00	550,421	298,440
NIEHS Superfund Hazardous Substances Basic Research and Education				
Coordinated Services and Access to Research for Women	93.153	H12HA24829-09-01	1,398,044	-
Human Genome Research	93.172		318,871	-
Through HudsonAlpha Institute for Biotechnology	93.172	20000.001.04-02	210,924	126,021
Through HudsonAlpha Institute for Biotechnology	93.172	20000.044.03-01	92,419	-
Through HudsonAlpha Institute for Biotechnology	93.172	2000.044.03-01	13,779	-
Through HudsonAlpha Institute for Biotechnology	93.172	2000.044.03-01	12,976	-
Through HudsonAlpha Institute for Biotechnology	93.172	20000.044.03-01	3,587	-
Through University of California San Francisco	93.172	CAF-PINT	(251)	-
Through University of Texas at Houston	93.172	SA0000073 -5R01HG011252-0	84,196	-
Through Vanderbilt University	93.172	VUMC59997	26,454	-
Research Related to Deafness and Communication Disorders				
Through University of Colorado Denver	93.173	FY20.1038.002	728,018	-
Through University of Kentucky Research Foundation	93.173	3200002435-20-002	1,120	-
13,397				

See accompanying Notes to Schedule of Expenditures of Federal Awards

**UNIVERSITY OF LOUISVILLE AND AFFILIATED CORPORATIONS  
SCHEDULE OF EXPENDITURES OF FEDERAL AWARDS (CONTINUED)  
YEAR ENDED JUNE 30, 2022**

Federal Grant or Program Title	Federal Assistance Listing Number	Pass Through Entity #	Fiscal Expenditures	Amount Provided to Subrecipients
<b>DEPARTMENT OF HEALTH AND HUMAN SERVICES (CONTINUED)</b>				
Research and Training in Complementary and Alternative Medicine				
Through National Institutes of Health	93.213	1R01AT008617-01A1	\$ 314,530	\$ -
Through National Institutes of Health	93.213	3R01AT008617-04S1	3,314	-
Research on Healthcare Costs				
Through RAND Corporation	93.226	SCON-0000461	19,699	-
Mental Health Research Grants	93.242		1,002,741	183,660
Substance Abuse and Mental Health Services Projects of Regional and National Significance				
Through SAMHSA	93.243	5U79SM063218-05	84,771	30,799
Through SAMHSA	93.243	5H79SM081133-03	37,703	-
Through SAMHSA	93.243	1H79TI082725-01	-	-
Through SAMHSA	93.243	1H79TI082725-02	375,807	375,807
Through SAMHSA	93.243	1H79TI082725-03	12,076	-
Through Louisville/Jefferson Co Metro Government	93.243	Louisville Trauma Resilie	39,003	-
Through Louisville/Jefferson Co Metro Government	93.243	Louisville Trauma Resilie	112,690	-
Geriatric Academic Career Awards Department of Health and Human Services				
Through Health Res. & Services Admin.	93.25	5 K01HP33455-03-00	87,808	-
Substance Abuse and Mental Health Services Projects of Regional and National Significance				
Through Ky. Cabinet for Health & Family Services	93.251	PON2 767 2000003596	44,662	-
Alcohol Research Programs	93.273		4,243,904	429,640
Through Boston Medical Center Corp	93.273	02_UL_05566	21,093	-
Through Georgia State University	93.273	SP00013329-02	9,938	-
Through University of Florida	93.273	SUB00002915	46,685	-
Through University of Pittsburgh	93.273	AWD00002359 (134626-1)	100,272	-
Through Vanderbilt University	93.273	VUMC 64149	-	-
Through Vanderbilt University	93.273	VUMC 64149	118,386	-
Through Vanderbilt University	93.273	VUMC 64149	282,868	-
Through Vanderbilt University	93.273	VUMC95891	87,022	-
Drug Abuse Research Programs				
Discovery and Applied Research for Technological Innovations to Improve Human Health				
Through NIH National Institutes of Health	93.286	1R21HL132263-01A1	15,111	-
Through Univ. of California, Los Angeles	93.286	0845 G SB763	(202,967)	-
Minority Health and Health Disparities Research				
Through Fetal Life, LLC	93.307	2R42MD015915-02	20,046	-
Trans-NIH Research Support	93.310		2,234,201	-
Through Duke Clinical Research Institute	93.310	A03-5280	18,392	-
Through Duke University	93.310	A03-5359	14,399	-
Through Duke University	93.310	A032486	3,237	-
Through Massachusetts General Hospital	93.310	229365	547	-
Through Massachusetts General Hospital	93.310	233284 4UH3OD023253-03	(731)	-
Through Massachusetts General Hospital	93.310	233284 - 5UH3OD023253-05	36,123	-
Through Massachusetts General Hospital	93.310	5UH3OD023253-06	9,687	-
Through University of Arkansas	93.310	54005	6,144	-
Through University of Arkansas	93.310	54005	4,097	-
Through University of Arkansas	93.310	54005	31,608	-
Through University of Florida	93.310	SUB0002035	(7,743)	-
Through University of Kentucky Research Foundation	93.310	3200002907-20-138	5	-
Through University of Kentucky Research Foundation	93.310	PO#7800005465	70,297	-
Through University of Kentucky Research Foundation	93.310	3200004318-22-055	384,963	-
National Center for Advancing Translational Sciences				
Through Duke University	93.35	A031871	661	-

See accompanying Notes to Schedule of Expenditures of Federal Awards

**UNIVERSITY OF LOUISVILLE AND AFFILIATED CORPORATIONS  
SCHEDULE OF EXPENDITURES OF FEDERAL AWARDS (CONTINUED)  
YEAR ENDED JUNE 30, 2022**

Federal Grant or Program Title	Federal Assistance Listing Number	Pass Through Entity #	Fiscal Expenditures	Amount Provided to Subrecipients
<b>DEPARTMENT OF HEALTH AND HUMAN SERVICES (CONTINUED)</b>				
Research Infrastructure Programs				
Through Emory University	93.351	A403226	\$ 12,177	\$ -
Through University of Kentucky Research Foundation	93.351	3200004345-22-116	28,856	-
Construction Support through National Institutes for Health	93.352	1C06OD030129-01	511,275	-
Nursing Research through National Institutes of Health				
Through NIH National Institutes of Health	93.361	3R01EY026180-02S1	(1,373)	-
Sickle Cell Treatment Demonstration Program through Carolinas Medical Center				
Through Atrium Health (was Carolinas Med Ctr)	93.365	6 U1EMC31108-04-02	5,304	-
Cancer Cause and Prevention Research	93.393		27,094	554
Through University of Colorado Denver	93.393	FY22.1149.002	14,912	-
Through University of Iowa	93.393	S02859-01	4,368	-
Cancer Detection and Diagnosis Research	93.394	1R15CA242482-01	162,733	-
Through University of Pittsburgh	93.394	OSP2016157	174,657	-
Cancer Treatment Research through National Institutes of Health	93.395		1,091,145	20,986
Through 3P Biotechnologies, Inc.	93.395	1R44CA221487-01	77,778	-
Through Alliance for Clinical Trials in Oncology	93.395	A011202	2,913	-
Through Alliance for Clinical Trials in Oncology	93.395	A021806	202	-
Through Brigham & Women's Hospital	93.395	Alliance A151216	424	-
Through Brigham & Women's Hospital	93.395	A021501	1,155	-
Through Children's Hospital of Philadelphia	93.395	ALTE1621	4,063	-
Through ECOG-ACRIN Cancer Research Group	93.395	EA2165	2,544	-
Through ECOG-ACRIN Cancer Research Group	93.395	EA3132	737	-
Through Immunophotonics, Inc.	93.395	Development of polymeric	168,071	-
Through Massachusetts General Hospital	93.395	238745	158,668	-
Through NRG Oncology Foundation, Inc.	93.395	NRG-HN004	994	-
Through NRG Oncology Foundation, Inc.	93.395	CCTG MA.39	159	-
Through NRG Oncology Foundation, Inc.	93.395	NRG-LU005	443	-
Through NRG Oncology Foundation, Inc.	93.395	NRG-HN006	2,165	-
Through NRG Oncology Foundation, Inc.	93.395	N-CCaPS	163	-
Through NRG Oncology Foundation, Inc.	93.395	NRG-LU007	363	-
Through NRG Oncology Foundation, Inc.	93.395	GOG-0218	294	-
Through NRG Oncology Foundation, Inc.	93.395	RTOG1008	52	-
Through NRG Oncology Foundation, Inc.	93.395	RTOG 1216 RADIATION	1,864	-
Through NRG Oncology Foundation, Inc.	93.395	RTOG 1304	101	-
Through University of Rochester Medical Center	93.395	417564G/UR FAO GR510917	14,977	-
Cancer Biology Research	93.396		(56,694)	-
Through University of Kentucky Research Foundation	93.396	3049025772-15-059	(1,146)	-
Through University of Nebraska Medical Center	93.396	34-5140-2063-001	(359)	-
Cancer Research Manpower	93.398		586,508	-
Cancer Control				
Through SWOG-CTI	93.399	NRG-GU005	272	-
Through NRG Oncology Foundation, Inc.	93.399	UG1CA189867	3,262	-
Title IV-E Prevention Program through Eastern Kentucky University	93.472	454094-22-129	14,522	-
Affordable Care Act Public Health Training Centers Program				
Through Emory University	93.516	A505058	31,524	-
Temporary Assistance for Needy Families				
Through Eastern Kentucky University	93.558	453933-21-117	-	-
Through Eastern Kentucky University	93.558	PON27362100002157	162,612	-
Child Support Enforcement Research				
Through KY Cabinet for Health & Family Services	93.564	PON2 727 2100000919	95,458	-
Through KY Cabinet for Health & Family Services	93.564	PON2 727 2100000919	186,915	-

See accompanying Notes to Schedule of Expenditures of Federal Awards

**UNIVERSITY OF LOUISVILLE AND AFFILIATED CORPORATIONS  
SCHEDULE OF EXPENDITURES OF FEDERAL AWARDS (CONTINUED)  
YEAR ENDED JUNE 30, 2022**

Federal Grant or Program Title	Federal Assistance Listing Number	Pass Through Entity #	Fiscal Expenditures	Amount Provided to Subrecipients
<b>DEPARTMENT OF HEALTH AND HUMAN SERVICES (CONTINUED)</b>				
Assistance for Torture Victims				
Through Department of Health & Human Serv	93.604	90ZT0210-01-03	\$ 261,455	\$ 153,704
Through Department of Health & Human Serv	93.604	90ZT0210-02-01 (Amend 1)	27,364	8,366
Through Department of Health & Human Serv	93.604	90ZT0210-02-00	156,697	109,406
Child Welfare Services Training Grants				
Through University of Nebraska-Lincoln	93.648	24-0520-0249-003	227,031	-
Foster Care_ Title IV-E				
Through Eastern Kentucky University	93.658	453922-21-116	-	-
Through Eastern Kentucky University	93.658	454074-22-123	98,679	-
Chafee Foster Care Independence Program				
Through Eastern Kentucky University	93.674	PON27362100002157	39,138	-
Trans-NIH Recovery Act Research Support				
Through John Wayne Cancer Institute	93.701	ARRA 2P01CA029605-28	2,654	-
Opioid STR				
Through KY Cabinet for Health & Family Services	93.788	PON2 746 2000004004	-	-
Heart and Vascular Diseases Research				
Through Advanced Solutions Life Sciences, LLC	93.837	5R01HL131856-02	7,011,580	330,290
Through BioNet Sonar, Inc.	93.837	1R43HL149451-01A1	1,069	-
Through Boston University	93.837	4500003020	2,250	-
Through Boston University	93.837	4500003910	7,690	-
Through Boston University	93.837	4500003910	178,627	-
Through Boston University	93.837	4500003910	35,291	-
Through Boston University	93.837	4500003548	9,004	-
Through Children's Hospital Boston	93.837	GENFD0001848153	(96,765)	-
Through Children's Hospital Boston	93.837	GENFD0001976911	133,695	-
Through Children's Hospital Boston	93.837	GENFD0001948671	46,111	-
Through Children's Hospital Boston	93.837	GENFD0002108956	25,820	-
Through Cor Habere Group	93.837	1R43HL142337-01	23,055	-
Through EndoProtech, Inc.	93.837	2R44HL132649-2	(1,019)	-
Through Indiana University	93.837	8785	120,978	-
Through Inspired Therapeutics LLC	93.837	1R43HL144214-01	5,669	-
Through Myocardial Assist Systems & Technology	93.837	1R43HL142385-01	8,646	-
Through Myocardial Assist Systems & Technology	93.837	1R43HL152894-01	73,279	-
Through National American Heart Association	93.837	FXATRAC5U54HL120163UL-07	(8,545)	-
Through National American Heart Association	93.837	FXATRAC5U54HL120163UL-08	40,712	-
Through National American Heart Association	93.837	FX-ATRAC-5U54HL120163-UL-	131,421	-
Through National American Heart Association	93.837	FXATRAC5U54HL120163UL-07	-	-
Through National American Heart Association	93.837	FXATRAC2U54HL120183UL-08	307,856	-
Through National American Heart Association	93.837	FX-ATRAC-5U54HL120163-UL-	645,780	-
Through National American Heart Association	93.837	FXATRAC2U54HL120183UL-08	108,099	-
Through National American Heart Association	93.837	FX-ATRAC-5U54HL120163-UL-	537,375	-
Through National American Heart Association	93.837	FXATRAC5U54HL120163UL-07	-	-
Through National American Heart Association	93.837	FXATRAC2U54HL120183UL-08	55,063	-
Through National American Heart Association	93.837	FX-ATRAC-5U54HL120163-UL-	241,802	-
Through National American Heart Association	93.837	FXATRAC2U54HL120183UL-08	18,231	-
Through National American Heart Association	93.837	FX-ATRAC-5U54HL120123-UL-	31,725	-
Through National American Heart Association	93.837	FXATRAC5U54HL120163UL-07	4,585	-
Through National American Heart Association	93.837	FXATRAC2U54HL120163UL-07	(6,425)	-
Through National American Heart Association	93.837	FXATRAC2U54HL120183UL-08	64,622	-
Through National American Heart Association	93.837	FXATRAC2U54HL120183UL-08	185,192	-
Through National American Heart Association	93.837	FX-ATRAC-5U54HL120123-UL-	16,871	-
Through National American Heart Association	93.837	FX-ATRAC-5U54HL120123-UL-	50,725	-
Through New York University	93.837	20-A0-00-1005242	71,876	-
Through University of Alabama	93.837	000527563-SC001	96,335	-
Through University of Texas at Houston	93.837	CONCERT-HF	86	-
Through University of Washington	93.837	UWSC12020	101,161	-

See accompanying Notes to Schedule of Expenditures of Federal Awards

**UNIVERSITY OF LOUISVILLE AND AFFILIATED CORPORATIONS  
SCHEDULE OF EXPENDITURES OF FEDERAL AWARDS (CONTINUED)  
YEAR ENDED JUNE 30, 2022**

Federal Grant or Program Title	Federal Assistance Listing Number	Pass Through Entity #	Fiscal Expenditures	Amount Provided to Subrecipients
<b>DEPARTMENT OF HEALTH AND HUMAN SERVICES (CONTINUED)</b>				
Lung Diseases Research	93.838		\$ 928,784	\$ -
Through Arkansas Children Hospital Research Institute	93.838	OT2HL161847-01	11,735	-
Through Precision Care Network, LLC	93.838	SAIRB-18-0024	14,191	-
Through University of Florida	93.838	SUB00002571	115,903	-
Blood Diseases and Resources Research	93.839		266,254	-
Through Johns Hopkins All Children's Hospital	93.839	ACRI 38-001 DOTT Trial	3,203	-
Through Rutgers University	93.839	SUB00000047	150,233	-
Through University of South Florida	93.839	6120-1096-00-A	23,349	-
Arthritis, Musculoskeletal and Skin Diseases Research	93.846		513,403	-
Through Massachusetts General Hospital	93.846	226989	908	-
Diabetes, Endocrinology, and Metabolism Research	93.847		2,879,022	79,417
Through National Institutes of Health	93.847	1K08DK123381-01A1	130,929	-
Through Nationwide Children's Hospital	93.847	700094-0820-00	(39,955)	-
Through Nationwide Children's Hospital	93.847	700094-0821-00	72,006	-
Through Nationwide Children's Hospital	93.847	700094-0821-00	107,338	-
Through Nationwide Children's Hospital	93.847	700198-0521-00	17,765	-
Through Nationwide Children's Hospital	93.847	700198-0521-00	2,307	-
Through Rutgers University	93.847	IBD Gene M	1,764	-
Through Temple University	93.847	258720-05-LRF	16,364	-
Through TherapyX, Inc.	93.847	1R44DK117687-01A1	107,514	-
Through University of Minnesota	93.847	N005115011	33	-
Through University of South Florida	93.847	TN-22 TrialNet	850	-
Through University of South Florida	93.847	TN01 TYPE 1 UDK097835A	(19,701)	-
Through University of South Florida	93.847	nbvgv TYPE 1 TN-16	(13,518)	-
Extramural Research Programs in the Neurosciences and Neurological Disorders	93.853		5,034,177	363,654
Through Johns Hopkins Medical Center	93.853	PO 2002201516 U01NS080824	22,916	-
Through University of Cincinnati	93.853	011706-005	(240)	-
Through University of Cincinnati	93.853	010785-136706	1,436	-
Through University of Cincinnati	93.853	011337-126706 Sleep SMART	7	-
Through University of Cincinnati	93.853	013144-002	(3)	-
Through University of Virginia	93.853	GB 10965 PO# 2348222	100,480	-
Through University of Washington	93.853	UWSC7771	-	-
Allergy, Immunology and Transplantation Research	93.855		5,649,028	697,091
Through Cornell University	93.855	211594	73,101	-
Through Emory University	93.855	A540565	173,326	-
Through Indiana University	93.855	8578	21,114	-
Through Johns Hopkins University	93.855	2002486957	3,967	-
Through Massachusetts General Hospital	93.855	229712	5,436	-
Through Medigen, Inc.	93.855	1R43AI152717-01	26,351	-
Through Neostem, Inc.	93.855	1R43AI098325-01	(14,872)	-
Through Rosalind Franklin University of Medicine	93.855	212221UL	(138)	-
Through Stealth Biologics, LLC	93.855	1R44AI150235-01	43,508	-
Through University of Calgary	93.855	1R01AI165327-01	7,388	-
Through University of Iowa	93.855	S02860-01	13,048	-
Through University of Kentucky Research Foundation	93.855	3200003721-21-190	19,695	-
Through University of Tennessee	93.855	21-3265-Lou	374,297	-
Through University of Tennessee	93.855	22-3305-LOU	118,230	-
Through Yale University	93.855	GR105861 (CON-80001724)	25,613	-
Microbiology and Infectious Diseases Research	93.856	HHSN272201000033I	-	-
Pharmacology, Physiology, and Biological Chemistry Research	93.859		14,576,623	1,653,987
Through University of Arkansas	93.859	53642-SUPPLEMENT	-	-
Through University of Kentucky Research Foundation	93.859	3200003706-21-171	6,610	-
Through Wayne State University	93.859	WSU21107	17,482	-
Through XLerateHealth, LLC	93.859	3UT2GM130174-02S1	2,843	-
Through XLerateHealth, LLC	93.859	1UT2GM130174-01	(459)	-

See accompanying Notes to Schedule of Expenditures of Federal Awards

**UNIVERSITY OF LOUISVILLE AND AFFILIATED CORPORATIONS  
SCHEDULE OF EXPENDITURES OF FEDERAL AWARDS (CONTINUED)  
YEAR ENDED JUNE 30, 2022**

Federal Grant or Program Title	Federal Assistance Listing Number	Pass Through Entity #	Fiscal Expenditures	Amount Provided to Subrecipients
<b>DEPARTMENT OF HEALTH AND HUMAN SERVICES (CONTINUED)</b>				
Center for Research for Mothers and Children	93.865		\$ 591,826	\$ -
Through Ann & Robert H. Lurie Children's Hospital	93.865	A21-0004-S004 - Louisvill	103,634	-
Through Medical University of South Carolina	93.865	A00-2240-S002	4,796	-
Through Regents of the Univ of California	93.865	A19-0460-S001	112,151	-
Through University of Arkansas	93.865	51460 228446 VDORA1	12,884	-
Through University of Arkansas	93.865	51460-ESC	31,187	-
Through University of Arkansas	93.865	ACT NOW	1,607	-
Aging Research	93.866		1,042,459	366,598
Through Cleveland State University	93.866	200002055	12,858	-
Through Microsensor Labs, LLC	93.866	4 R44 AG0660848-02	22,845	-
Through Regents of the Univ. of California SF	93.866	11969sc	(98)	-
Through University of Kansas Medical Center	93.866	ZAP0050	(5,652)	-
Through University of Southern California	93.866	124462660	147,891	-
Through Washington State University	93.866	132471 SPC003381	6,581	-
Vision Research - Retinal and Choroidal Diseases Research	93.867		4,149,959	232,777
Through Ohio State University	93.867	GR124728/ SPC-1000005423	39,797	-
Through University of Idaho	93.867	PO# PA053156 - ABK809SB00	9,699	-
Through Virginia Tech Carilion	93.867	432007-19111	100,293	-
HIV Care Formula Grants				
Through KY Dept for Public Health	93.917	PON2 728 1800002133 v1	-	-
Grants to Provide Outpatient Early Intervention Services with Respect to HIV Disease				
Through Health Res. & Services Admin.	93.918	5H76HA00536-20-00	29	-
Through Health Res. & Services Admin.	93.918	2H76HA00536-19-00	1,591,550	-
Through Health Res. & Services Admin.	93.918	2 H76HA00536?23?00	190,750	-
Ryan White HIV/AIDS Dental Reimbursements\Community Based Dental Partnership	93.924	5 H65HA00013 20 00	339,683	-
<b>SUBTOTAL DEPARTMENT OF HEALTH AND HUMAN SERVICES</b>			<b>85,527,002</b>	<b>6,433,640</b>
<b>UNITED STATES AGENCY FOR INTERNATIONAL DEVELOPMENT</b>				
United States Agency for International Development Contract				
Through National Academy of Sciences	98.000	2000007145	7,246	-
Through National Academy of Sciences	98.001	2000012623	10,976	-
<b>SUBTOTAL UNITED STATES AGENCY FOR INTERNATIONAL DEVELOPMENT</b>			<b>18,222</b>	<b>-</b>
<b>TOTAL RESEARCH AND DEVELOPMENT CLUSTER</b>			<b>106,603,756</b>	<b>7,720,545</b>
<b>SPECIAL EDUCATION (IDEA) CLUSTER</b>				
<b>DEPARTMENT OF EDUCATION</b>				
Special Education_ Grants to States				
Through KY Department of Education	84.027	PON2 540 1900000687 1	(168)	-
Through KY Department of Education	84.027	PON2 540 1900003600 1	(196)	-
Through KY Department of Education	84.027	PON2 540 1900003782	(89)	-
Through KY Department of Education	84.027	PON2 540 2000002307	33,830	-
Through KY Department of Education	84.027	PON2 540 2100000511	224,948	-
Through KY Department of Education	84.027	PON2 540 2100002256	447,089	-
Through KY Department of Education	84.027	PON2 540 2100002575	942,690	648,229
<b>SUBTOTAL DEPARTMENT OF EDUCATION</b>			<b>1,648,104</b>	<b>648,229</b>
<b>TOTAL SPECIAL EDUCATION (IDEA) CLUSTER</b>			<b>1,648,104</b>	<b>648,229</b>

See accompanying Notes to Schedule of Expenditures of Federal Awards

**UNIVERSITY OF LOUISVILLE AND AFFILIATED CORPORATIONS  
SCHEDULE OF EXPENDITURES OF FEDERAL AWARDS (CONTINUED)  
YEAR ENDED JUNE 30, 2022**

Federal Grant or Program Title	Federal Assistance Listing Number	Pass Through Entity #	Fiscal Expenditures	Amount Provided to Subrecipients
<b>TRIO CLUSTER</b>				
<b>DEPARTMENT OF EDUCATION</b>				
TRIO Student Support Services				
Through U.S. Dept. of Education	84.042	P042A200371-21	\$ 180,847	\$ -
Through U.S. Dept. of Education	84.042	P042A200371	66,234	-
TRIO Talent Search				
Through U.S. Dept. of Education	84.044	P044A160219-19	(76,647)	-
Through U.S. Dept. of Education	84.044	P044A160219-20	95,634	-
Through U.S. Dept. of Education	84.044	P044A210677	246,533	-
TRIO Upward Bound				
Through U.S. Dept. of Education	84.047	P047A170172-20	(2,221)	-
Through U.S. Dept. of Education	84.047	P047A170172-21	345,166	-
Through U.S. Dept. of Education	84.047	P047A221118	25,684	-
Through U.S. Dept. of Education	84.047	P047A170177-20	28,800	-
Through U.S. Dept. of Education	84.047	P047A170177 - 21	233,606	-
<b>SUBTOTAL DEPARTMENT OF EDUCATION</b>			<b>1,143,636</b>	<b>-</b>
<b>TOTAL TRIO CLUSTER</b>			<b>1,143,636</b>	<b>-</b>
<b>MEDICAID CLUSTER</b>				
<b>DEPARTMENT OF HEALTH AND HUMAN SERVICES</b>				
Medical Assistance Program				
Through Ky. Cabinet for Health & Family Services	93.778	PON2 1400002206 1	(21,757)	-
Through Ky. Cabinet for Health & Family Services	93.778	SC7461900000171v1	-	-
Through Ky. Cabinet for Health & Family Services	93.778	SC7461900000171v1	-	-
Through Ky. Cabinet for Health & Family Services	93.778	PON2 746 2000004246	121,177	-
Through Ky. Cabinet for Health & Family Services	93.778	PON2 746 2000003079	-	-
Through Ky. Cabinet for Health & Family Services	93.778	PON2 746 2000003079	160,149	-
Through Ky. Cabinet for Health & Family Services	93.778	PON2 746 2000004011	(1)	-
Through Ky. Cabinet for Health & Family Services	93.778	PON2 746 2000004011	194,885	-
Through Ky. Cabinet for Health & Family Services	93.778	ULRF 21001701	(19,012)	-
Through Ky. Cabinet for Health & Family Services	93.778	ULRF21001701	198,447	29,783
Through Ky. Cabinet for Health & Family Services	93.778	PON2 746 2000004008	-	-
Through Ky. Cabinet for Health & Family Services	93.778	PON2 746 2000004008	-	-
Through Ky. Cabinet for Health & Family Services	93.778	PON2 746 2000004005	-	-
Through Ky. Cabinet for Health & Family Services	93.778	PON2 746 2000004005	-	-
Through Ky. Cabinet for Health & Family Services	93.778	PON2 746 2000004003	-	-
Through Ky. Cabinet for Health & Family Services	93.778	PON2 746 2000004003	-	-
Through Ky. Cabinet for Health & Family Services	93.778	PON27462000004035	-	-
Through Ky. Cabinet for Health & Family Services	93.778	PON27462000004035	-	-
Through KY Dept. for Medicaid Services	93.778	PON2 746 1900002946 1	-	-
Through KY Dept. for Medicaid Services	93.778	PON2 746 2000002892	-	-
Through KY Dept. for Medicaid Services	93.778	PON2 746 2000002892	-	-
<b>SUBTOTAL DEPARTMENT OF HEALTH AND HUMAN SERVICES</b>			<b>633,888</b>	<b>29,783</b>
<b>TOTAL MEDICAID CLUSTER</b>			<b>633,888</b>	<b>29,783</b>
<b>TOTAL SPECIAL CLUSTERS</b>			<b>3,425,628</b>	<b>678,012</b>

See accompanying Notes to Schedule of Expenditures of Federal Awards

**UNIVERSITY OF LOUISVILLE AND AFFILIATED CORPORATIONS  
SCHEDULE OF EXPENDITURES OF FEDERAL AWARDS (CONTINUED)  
YEAR ENDED JUNE 30, 2022**

Federal Grant or Program Title	Federal Assistance Listing Number	Pass Through Entity #	Fiscal Expenditures	Amount Provided to Subrecipients
<b>DEPARTMENT OF AGRICULTURE</b>				
The Food Literacy Project Through U.S. Dept. of Agriculture	10.522	Nourishing Food Literacy,	\$ (22)	\$ -
Special Supplemental Nutrition Program for Women, Infants, and Children (WIC) Through Ky. Cabinet for Health & Family Services	10.557	PON2 728 200000264	(4)	-
Through Ky. Cabinet for Health & Family Services	10.557	PON2 728 2000002641	(12)	-
<b>SUBTOTAL DEPARTMENT OF AGRICULTURE</b>			<u>(38)</u>	<u>-</u>
<b>DEPARTMENT OF DEFENSE</b>				
Department of Defense Contracts				
Through U.S. Army	12.000	W15QKN20D5067	60,808	-
Through Dept of the Army, Ft. Knox	12.000	IM-W9124D-19011-MOA-S	98,852	-
Through Dept of the Army, Ft. Knox	12.000	MEC 2022 Fellowship Progr	43,189	-
Through Dept of the Army, Ft. Knox	12.000	MEC 701-22	764,965	-
Through Dept of the Army, Ft. Knox	12.000	IM-W9124D-19011-MOA-S	-	-
Through Dept of the Army, Ft. Knox	12.000	IM-W9124D-19011-MOA-S	60,298	-
Through Dept of the Army, Ft. Knox	12.000	IM-W9124D-19011-MOA-S	685,250	-
Through Dept of the Army, Ft. Knox	12.000	IM-W9124D-19011-MOA-S	26,440	-
Through U.S. Department of Defense	12.000	H9245419P0011	18,486	-
Through U.S. Department of Defense	12.000	PON2 076 2000001258	33,987	-
Through U.S. Department of Defense	12.000	PON20762000002961	627,692	-
Through U.S. Department of Defense	12.000	PON2 076 2000001258	12,899	-
Basic, Applied, and Advanced Research in Science and Engineering				
Through National Science Teachers Assoc.	12.63	22-871-013	16,082	-
Information Security Grants				
Through National Security Agency	12.902	H98230-20-01-0313	106,556	64,754
CyberSecurity Core Curriculum				
Through National Security Agency	12.905	H98230-20-0347	2,734,983	791,235
Through National Security Agency	12.905	H98230-21-1-0154	195,895	11,622
<b>SUBTOTAL DEPARTMENT OF DEFENSE</b>			<u>5,486,382</u>	<u>867,611</u>
<b>DEPARTMENT OF INTERIOR</b>				
Historic Preservation Fund Grants-In-Aid				
Through National Writing Project Corporation	15.904	92-KY03-NPS2021	3,465	-
<b>SUBTOTAL DEPARTMENT OF INTERIOR</b>			<u>3,465</u>	<u>-</u>
<b>DEPARTMENT OF JUSTICE</b>				
Crime Victim Assistance/Discretionary Grants				
Through Volunteers of America	16.582	Family Recovery Court: Co	27,294	-
<b>SUBTOTAL DEPARTMENT OF JUSTICE</b>			<u>27,294</u>	<u>-</u>
<b>DEPARTMENT OF LABOR</b>				
Employment Service/Wagner-Peyser Funded Activities				
Through Kentucky Science and Technology Corp.	17.207	Veterans Accelerated	-	-
H-1B Job Training Grants				
Through U.S. Department of Labor	17.268	HG-34348-20-60-A-21	691,868	266,051
Disability Employment Policy Development				
Through University of Kentucky Research Foundation	17.720	3200004158-22-009	63,059	-
<b>SUBTOTAL DEPARTMENT OF LABOR</b>			<u>754,927</u>	<u>266,051</u>
<b>DEPARTMENT OF TRANSPORTATION</b>				
National Priority Safety Programs				
Through Kentucky Transportation Department	20.616	PON2 605 2100000627	59,330	-
<b>SUBTOTAL DEPARTMENT OF TRANSPORTATION</b>			<u>59,330</u>	<u>-</u>

See accompanying Notes to Schedule of Expenditures of Federal Awards



**UNIVERSITY OF LOUISVILLE AND AFFILIATED CORPORATIONS  
SCHEDULE OF EXPENDITURES OF FEDERAL AWARDS (CONTINUED)  
YEAR ENDED JUNE 30, 2022**

Federal Grant or Program Title	Federal Assistance Listing Number	Pass Through Entity #	Fiscal Expenditures	Amount Provided to Subrecipients
<b>NATIONAL AERONAUTICS AND SPACE</b>				
<b>ADMINISTRATION</b>				
Office of Stem Engagement (OSTEM)				
Through University of Kentucky Research Foundation	43.008	3200000722-17-004	\$ -	\$ -
Through University of Kentucky Research Foundation	43.008	3210001706-21-069	4,000	-
Through University of Kentucky Research Foundation	43.008	3210001706-21-070	669	-
<b>SUBTOTAL NATIONAL AERONAUTICS AND SPACE ADMINISTRATION</b>			4,669	-
<b>DEPARTMENT OF VETERANS AFFAIRS</b>				
Department of Veterans Affairs Contracts	64.000	Implementing the Behavior	621	-
Through Veterans Health Administration	64.000	IPA - Implementing the Be	18,617	-
Through Providence VA Medical Center	64.000	Jason Saleem IPA	6,859	-
Sharing Specialized Medical Resources				
Through V.A. Medical Center	64.018	IPA-Mahanes - Dietary Fat	16,677	-
Through V.A. Medical Center	64.018	IPA- Warner - Diatar	11,631	-
<b>SUBTOTAL DEPARTMENT OF VETERANS AFFAIRS</b>			54,405	-
<b>ENVIRONMENTAL PROTECTION AGENCY</b>				
Pollution Prevention Grants Program	66.708	PON2 129 2100002433	64,796	-
<b>SUBTOTAL ENVIRONMENTAL PROTECTION AGENCY</b>			64,796	-
<b>DEPARTMENT OF EDUCATION</b>				
Department of Education Contracts				
Through KY Department of Education	84.000	PON2 540 2100003474	231,705	-
Through University of Florida	84.000	1700517025	66	-
Through University of Florida	84.000	1800563663	23	-
Career and Technical Education-Basic Grants to States				
Through State of Kentucky	84.048	PON2 540 1900004532 1	(31)	-
Through State of Kentucky	84.048	PON2 540 2000003034	-	-
Through State of Kentucky	84.048	PON2 540 2100002657	96,586	-
Through State of Kentucky	84.048	PON2 540 2100003137	13,720	-
Fund for the Improvement of Postsecondary Education				
Through National Writing Project Corporation	84.116	U411A1600004	-	-
Special Education Grants for Infants and Families with Disabilities				
Through State of Kentucky	84.181	PON2 728 2000002843	764,772	-
Special Education - State Program Improvement Grants for Children with Disabilities				
Through State of Kentucky	84.323	PON2 540 1800000815 1	(366)	-
Through State of Kentucky	84.323	PON2 540 2000000398 1	-	-
Through State of Kentucky	84.323	PON2 540 2200000771	363,487	48,276
Special Education - Personnel Development to Improve Services and Results for Children with Disabilities				
Through U.S. Dept. of Education	84.325	H325D180105	214,601	-
Through University of Kentucky Res. Fdn.	84.325	PO7800005220	289,263	-
Through University North Florida	84.325	2111-002	26,836	-
Through U.S. Dept. of Education	84.325	H325K140213-13	-	-
ARRA - Investing in Innovation (i3) Fund				
Through National Writing Project Corporation	84.411	93-KY03-2020i3C3WP	83,345	23,224
Through National Writing Project Corporation	84.411	92-KY03-2021i3Conf	19,437	-
Education Stabilization Fund			-	-
<b>SUBTOTAL DEPARTMENT OF EDUCATION</b>			2,103,444	71,500

See accompanying Notes to Schedule of Expenditures of Federal Awards

**UNIVERSITY OF LOUISVILLE AND AFFILIATED CORPORATIONS  
SCHEDULE OF EXPENDITURES OF FEDERAL AWARDS (CONTINUED)  
YEAR ENDED JUNE 30, 2022**

Federal Grant or Program Title	Federal Assistance Listing Number	Pass Through Entity #	Fiscal Expenditures	Amount Provided to Subrecipients
<b>DEPARTMENT OF HEALTH AND HUMAN SERVICES</b>				
Department of Health and Human Services Contracts				
Through American Society of Addiction Medicine	93.000	Nurse Practitioner Substa	\$ 3,000	\$ -
Through Special Olympics	93.000	5 NU27DD001156-05-00	(1,275)	-
Through University of New Mexico	93.000	3RJJK7	351,498	-
Special Programs for the Aging, Title III, Part D, Disease Prevention and Health Promotion Services				
Through Kentuckiana Reg Planning & Development	93.043	FY2020-1018	(8,154)	-
Through Kentuckiana Reg Planning & Development	93.043	Title III-D-Federal	8,171	-
Through Kentuckiana Reg Planning & Development	93.043	Title III D - FY22	10,112	-
National Family Caregiver Support, Title III, Part E				
Through Kentuckiana Reg Planning & Development	93.052	III-D Disease Preven	3,143	-
Through Kentuckiana Reg Planning & Development	93.052	Title III-E: National Fam	18,111	-
Through Kentuckiana Reg Planning & Development	93.052	Title III-E - FY22	61,989	-
Through Kentuckiana Reg Planning & Development	93.052	Title III-E: National Fam	3,196	-
Through Kentuckiana Reg Planning & Development	93.052	Title III-E - FY22	12,048	-
Public Health Emergency Preparedness				
Through KY Cabinet for Health & Family Services	93.069	PON 728 201873	434	-
Through KY Cabinet for Health & Family Services	93.069	PON 728 201873	384	-
Model State Supported Area Health Education Centers				
Through Health Res. & Services Admin.	93.107	1T1KHP39154-01-00	902,532	902,532
Through Health Res. & Services Admin.	93.107	5U77HP03023-26-00	366,568	258,811
Through Health Res. & Services Admin.	93.107	5U77HP03023-28-00	6,183	-
Through Health Res. & Services Admin.	93.107	5U77HP03023-26-00	-	-
Maternal and Child Health Federal Consolidated Programs				
Through Univ Hospitals Cleveland Medical Center	93.110	WS #2021-0880	57,157	-
Through University of Kentucky Research Foundation	93.110	3200004102-22-109	47,136	-
Emergency Medical Services for Children				
Through KCTCS KY Community & Technical College	93.127	The Kentucky EMS	28,836	-
Coordinated Services and Access to Research for Women, Infants, Children & Youth				
Through Health Res. & Services Admin.	93.153	1H1XHA370530100	27,989	-
Through Health Res. & Services Admin.	93.153	H12HA24829-08-01	29,869	-
Substance Abuse and Mental Health Services Projects of Regional and National Significance				
Through Substance Abuse and Mental Health Svcs Admin (SAMHSA)	93.243	1H79SM084989-01	228,642	-
Geriatric Academic Career Awards Department of Health and Human Services				
Through Health Res. & Services Admin.	93.250	1 K01HP33455-02-00	-	-
Centers for Disease Control and Prevention Investigations and Technical Assistance				
Through University of Kentucky Research Foundation	93.283	3200001003-17-126	(7,739)	-
Teenage Pregnancy Prevention Program				
Through YMCA of Greater Louisville	93.297	Optimally Changing the Ma	40,843	-
National State Based Tobacco Control Programs				
Through State of Kentucky	93.305	PON2 728 2000002565	29,865	-
Epidemiology and Laboratory Capacity for Infectious Diseases (ELC)				
Through Louisville Metro Government	93.323	ELC-1	(23,193)	-
Through KY Cabinet for Health & Family Services	93.323	PON2 728 2100000629	417,502	-
Cancer Treatment Research through National Institutes of Health				
Through NRG Oncology Foundation Inc	93.395	HN009	44	-
CDC's National Network Approach to Preventing and Controlling Tobacco-related Cancers in Special Populations				
Through University of Kentucky Research Foundation	93.431	3200004476-22-180	6,279	-
Through University of Kentucky Research Foundation	93.431	3200003768-21-226	3,151	-

See accompanying Notes to Schedule of Expenditures of Federal Awards

**UNIVERSITY OF LOUISVILLE AND AFFILIATED CORPORATIONS  
SCHEDULE OF EXPENDITURES OF FEDERAL AWARDS (CONTINUED)  
YEAR ENDED JUNE 30, 2022**

Federal Grant or Program Title	Federal Assistance Listing Number	Pass Through Entity #	Fiscal Expenditures	Amount Provided to Subrecipients
<b>DEPARTMENT OF HEALTH AND HUMAN SERVICES (CONTINUED)</b>				
Public Health Training Centers Program				
Through Emory University	93.516	T846278	\$ (741)	\$ -
Refugee and Entrant Assistance State/Replacement Designee Administered Programs				
Through Catholic Charities, Inc.	93.566	252-00935-2022	55	-
Head Start				
Through Ohio Valley Education Cooperative	93.600	OVEC Child Development As	-	-
Children's Justice Grants to States				
Through State of Kentucky	93.643	SC 736 1800004122 1	-	-
Foster Care Title IV-E				
Through Eastern Kentucky University	93.658	453927-21-118	-	-
Through Eastern Kentucky University	93.658	453925-21-115	-	-
Through Eastern Kentucky University	93.658	454066-22-121	139,494	-
Through Eastern Kentucky University	93.658	PON27362100002157	7,271	-
Emergency Grants to Address Mental and Substance Use Disorders During COVID-19				
Through University of Kentucky Research Foundation	93.665	3200003315-20-303	4,038	-
Through University of Kentucky Research Foundation	93.665	3200004438-22-186	39,517	-
Mental and Behavioral Health Education and Training Grants				
Through Health Res. & Services Admin.	93.732	5M01HP31363-03-00	473	-
Through Health Res. & Services Admin.	93.732	5M01HP31363-04-00	311,558	18,000
Through Health Res. & Services Admin.	93.732	1 M01HP42454 01 00	138,941	-
Through Health Res. & Services Admin.	93.732	1 M01HP42454 01 00	9,221	-
Through Health Res. & Services Admin.	93.732	1 M01HP42454-01-00	129,319	-
Through Health Res. & Services Admin.	93.732	2 M01HP31363 05 00	370,401	-
Paul Coverdell National Acute Stroke Program National Center for Chronic Disease Prevention and Health Promotion				
Through University of Kentucky Research Foundation	93.810	3200004251-22-169	40,340	-
Cardiovascular Diseases Research				
Through Massachusetts General Hospital	93.837	5U01HL123336-02	3,964	-
Through RT Cardiac Systems, Inc.	93.837	1R43HL152774 01	140,704	-
Allergy and Infectious Diseases Research				
Through Brigham & Women's Hospital	93.855	5UM1A1068636-09 - REVISED	6	-
Pharmacology, Physiology, and Biological Chemistry Research				
Through XRateHealth, LLC	93.859	1UT2GM130174-01	-	-
Cancer Prevention and Control Programs for State, Territorial and Tribal Organizations				
Through KY Cabinet for Health & Family Services	93.898	PON2 728 2000002159	91,383	-
Through KY Cabinet for Health & Family Services	93.898	PON2 728 2000002919	538	-
Through KY Cabinet for Health & Family Services	93.898	PON2 728 2000002919	125,753	-
Through University of Kentucky Research Foundation	93.898	3200003273-21-045	37,853	-
HIV Care Formula Grants				
Through KY Cabinet for Health & Family Services	93.917	PON 2 728 2000002908	912,766	-
Through KY Cabinet for Health & Family Services	93.917	PON2 728 2000001645	782,810	-
Grants to Provide Outpatient Early Intervention Services with Respect to HIV Disease				
Through Health Res. & Services Admin.	93.918	2H76HA00536-21-00	(29)	-
Through Health Res. & Services Admin.	93.918	H76HA00536	387,151	-
Through Health Res. & Services Admin.	93.918	1H7CHA372840100	44,297	-
Through Health Res. & Services Admin.	93.918	6 H76HA00536-23-02	89,664	-
Ryan White HIV/AIDS Dental Reimbursement and Community Based Dental Partnership Grants				
Through Health Res. & Services Admin.	93.924	5H65HA00013-19-00	(2,257)	-
Through Health Res. & Services Admin.	93.924	H65HA000131800	21,330	-
HIV Prevention Activities Health Department Based				
Through KY Cabinet for Health & Family Services	93.94	PON2 728 2100002812	48,002	-

See accompanying Notes to Schedule of Expenditures of Federal Awards

**UNIVERSITY OF LOUISVILLE AND AFFILIATED CORPORATIONS  
SCHEDULE OF EXPENDITURES OF FEDERAL AWARDS (CONTINUED)  
YEAR ENDED JUNE 30, 2022**

Federal Grant or Program Title	Federal Assistance Listing Number	Pass Through Entity #	Fiscal Expenditures	Amount Provided to Subrecipients
<b>DEPARTMENT OF HEALTH AND HUMAN SERVICES (CONTINUED)</b>				
Assistance Programs for Chronic Disease Prevention and Control				
Through KY Cabinet for Health & Family Services	93.945	PON2 728 2000002770	\$ 158,878	\$ 36,594
PPHF Geriatric Education Centers				
Through Health Res. & Services Admin.	93.969	2U1QHP28732-04-00	519	-
Through Health Res. & Services Admin.	93.969	5U1QHP28732-05-00	9,896	9,000
Through Health Res. & Services Admin.	93.969	5U1QHP28732-06-00	662,884	6,000
Through Health Res. & Services Admin.	93.969	5U1QHP28732-05-00	3,131	-
Through Health Res. & Services Admin.	93.969	5U1QHP28732-06-00	142,985	28,750
Through Health Res. & Services Admin.	93.969	1 T1MHP390570100	(7,410)	-
Through Health Res. & Services Admin.	93.969	3 U1QHP28732 06 01	132,484	41,181
Maternal and Child Health Services Block Grant				
Through KY Cabinet for Health & Family Services	93.994	SC 728 1900000058 1	-	-
U.S. Dept. of Homeland Security	97.000	70RSAT20CB0000021	406,459	-
<b>SUBTOTAL DEPARTMENT OF HEALTH AND HUMAN SERVICES</b>			<u>8,007,969</u>	<u>1,300,868</u>
<b>TOTAL OTHER PROGRAMS</b>			<u>16,566,643</u>	<u>2,506,031</u>
<b>TOTAL EXPENDITURES OF FEDERAL AWARDS</b>			<u>\$ 349,538,810</u>	<u>\$ 10,904,588</u>

See accompanying Notes to Schedule of Expenditures of Federal Awards

**UNIVERSITY OF LOUISVILLE AND AFFILIATED CORPORATIONS**  
**NOTES TO SCHEDULE OF EXPENDITUES OF FEDERAL AWARDS**  
**JUNE 30, 2022**

**NOTE 1 BASIS OF PRESENTATION**

The accompanying schedule of expenditures of federal awards (Schedule) of the University of Louisville (University) has been prepared in the format as set forth in Title 2 U.S. Code of Federal Regulations Part 200, Uniform Administrative Requirements, Cost Principles, and Audit Requirements for Federal Awards (Uniform Guidance). Therefore, some amounts presented in this schedule may differ from amounts presented in, or used in the preparation of, the basic financial statements. The purpose of the Schedule is to present a consolidated summary of those expenditures of the University for the year ended June 30, 2022, which has been financed by the U.S. Government (Federal awards). For purposes of the Schedule, Federal awards include all Federal assistance and procurement relationships entered into directly and indirectly between the University and the Federal government and sub-awards from nonfederal organizations made under federally sponsored agreements.

The accounting principles followed by the University and used in preparing the Schedule are as follows:

The schedule of expenditures of federal awards includes amounts expended by the University and its affiliated corporation, the University of Louisville Research Foundation, Inc. Expenditures reported on the Schedule are reported on the accrual basis of accounting. Such expenditures are recognized following the cost principles contained in the Uniform Guidance for all awards with the exception of Assistance Listing 21.019, which follows criteria determined by the Department of Treasury for allowability of costs. Under these principles, certain types of expenditures are not allowable or are limited as to reimbursement.

Deductions (expenditures) for direct costs are recognized as incurred using the cash method of accounting and the cost accounting principles contained in Uniform Guidance. Under those cost principles, certain types of expenditures are not allowable or are limited as to reimbursement. Moreover, expenditures include a portion of costs associated with general University activities (facilities and administrative costs) which are allocated to awards under negotiated formulas commonly referred to as indirect cost rates. The University has elected not to use the 10-percent de minimis indirect cost rate allowed under the Uniform Guidance.

Negative amounts shown on the Schedule represent adjustments or credits made in the normal course of business to amounts reported as expenditures in prior years.

**UNIVERSITY OF LOUISVILLE AND AFFILIATED CORPORATIONS  
NOTES TO SCHEDULE OF EXPENDITURES OF FEDERAL AWARDS  
JUNE 30, 2022**

**NOTE 2 NONCASH FINANCIAL ASSISTANCE**

Outstanding loan balances at June 30, 2022 were as follows:

	Federal Assistance Listing Number	Total
Federal Perkins Loan Program	84.038	\$ 2,731,417
Health Professions Student - Medical	93.342	(34)
Health Professions Primary Care - Medical	93.342	3,556,724
Health Professions Student Loans - Dental	93.342	4,526,493
Nursing Student Loans	93.364	19,140
Loans to Disadvantaged Students - Medical	93.342	1,838,867
Loans to Disadvantaged Students - Dental	93.342	25,364
Total Student Loans Outstanding		\$ 12,697,971

Loans received by students for the period ended June 30, 2022 were as follows:

	Federal Assistance Listing Number	Total
William D. Ford Federal Direct Loan Program	84.268	\$ 145,151,734
Health Professions Primary Care - Medical	93.342	302,679
Health Professions Student Loans - Dental	93.342	437,078
Loans to Disadvantaged Students - Medical	93.342	91,254
Total Noncash Financial Assistance		\$ 145,982,745



**INDEPENDENT AUDITORS' REPORT ON INTERNAL CONTROL OVER  
FINANCIAL REPORTING AND ON COMPLIANCE AND OTHER MATTERS  
BASED ON AN AUDIT OF FINANCIAL STATEMENTS PERFORMED IN  
ACCORDANCE WITH *GOVERNMENT AUDITING STANDARDS***

Board of Trustees  
University of Louisville  
Louisville, Kentucky

We have audited, in accordance with the auditing standards generally accepted in the United States of America and the standards applicable to financial audits contained in *Government Auditing Standards* issued by the Comptroller General of the United States, the financial statements of the business-type activities, the aggregate discretely presented component units of University of Louisville, as of and for the year ended June 30, 2022, and the related notes to the financial statements, which collectively comprise the University of Louisville's basic financial statements, and have issued our report thereon dated October 31, 2022. The financial statements of University of Louisville Health, Inc. (UofL Health), University of Louisville Real Estate Foundation, Inc. (ULREF), and the University of Louisville Foundation, Inc. and Affiliates (the Foundation) were not audited in accordance with Government Auditing Standards, and accordingly, this report does not include reporting on internal control over financial reporting or instances of reportable noncompliance associated with UofL Health, ULREF, and the Foundation.

***Report on Internal Control Over Financial Reporting***

In planning and performing our audit of the financial statements, we considered University of Louisville's internal control over financial reporting (internal control) as a basis for designing audit procedures that are appropriate in the circumstances for the purpose of expressing our opinions on the financial statements, but not for the purpose of expressing an opinion on the effectiveness of University of Louisville's internal control. Accordingly, we do not express an opinion on the effectiveness of University of Louisville's internal control.

A *deficiency in internal control* exists when the design or operation of a control does not allow management or employees, in the normal course of performing their assigned functions, to prevent, or detect and correct, misstatements on a timely basis. A *material weakness* is a deficiency, or a combination of deficiencies, in internal control, such that there is a reasonable possibility that a material misstatement of the entity's financial statements will not be prevented, or detected and corrected, on a timely basis. A *significant deficiency* is a deficiency, or a combination of deficiencies, in internal control that is less severe than a material weakness, yet important enough to merit attention by those charged with governance.

Our consideration of internal control was for the limited purpose described in the first paragraph of this section and was not designed to identify all deficiencies in internal control that might be material weaknesses or significant deficiencies and therefore, material weaknesses or significant deficiencies may exist that were not identified. Given these limitations, during our audit we did not identify any deficiencies in internal control that we consider to be material weaknesses. We identified certain deficiencies in internal control, described in the accompanying schedule of findings as item 2022-001 that we consider to be a significant deficiency.

***Report on Compliance and Other Matters***

As part of obtaining reasonable assurance about whether University of Louisville’s financial statements are free from material misstatement, we performed tests of its compliance with certain provisions of laws, regulations, contracts, and grant agreements, noncompliance with which could have a direct and material effect on the financial statements. However, providing an opinion on compliance with those provisions was not an objective of our audit, and accordingly, we do not express such an opinion. The results of our tests disclosed instances of noncompliance or other matters that are required to be reported under *Government Auditing Standards*.

***University of Louisville’s Response to Findings***

*Government Auditing Standards* requires the auditor to perform limited procedures on the University of Louisville’s response to the findings identified in our audit and described in the accompanying schedule of findings and questioned costs. University of Louisville’s response was not subjected to the other auditing procedures applied in the audit of the financial statements and, accordingly, we express no opinion on the response.

***Purpose of This Report***

The purpose of this report is solely to describe the scope of our testing of internal control and compliance and the results of that testing, and not to provide an opinion on the effectiveness of the entity’s internal control or on compliance. This report is an integral part of an audit performed in accordance with *Government Auditing Standards* in considering the entity’s internal control and compliance. Accordingly, this communication is not suitable for any other purpose.



**CliftonLarsonAllen LLP**

St. Louis, Missouri  
October 31, 2022





**INDEPENDENT AUDITORS' REPORT ON COMPLIANCE FOR EACH  
MAJOR FEDERAL PROGRAM, REPORT ON INTERNAL CONTROL OVER  
COMPLIANCE AND REPORT ON THE SCHEDULE OF EXPENDITURES OF  
FEDERAL AWARDS REQUIRED BY THE UNIFORM GUIDANCE**

Board of Trustees  
University of Louisville  
Louisville, Kentucky

**Report on Compliance for Each Major Federal Program**

***Opinion on Each Major Federal Program***

We have audited University of Louisville's compliance with the types of compliance requirements identified as subject to audit in the OMB *Compliance Supplement* that could have a direct and material effect on each of University of Louisville's major federal programs for the year ended June 30, 2022. University of Louisville's major federal programs are identified in the summary of auditors' results section of the accompanying schedule of findings and questioned costs.

In our opinion, University of Louisville complied, in all material respects, with the compliance requirements referred to above that could have a direct and material effect on each of its major federal programs for the year ended June 30, 2022.

***Basis for Opinion on Each Major Federal Program***

We conducted our audit of compliance in accordance with auditing standards generally accepted in the United States of America (GAAS); the standards applicable to financial audits contained in *Government Auditing Standards* issued by the Comptroller General of the United States; and the audit requirements of Title 2 U.S. *Code of Federal Regulations* Part 200, *Uniform Administrative Requirements, Cost Principles, and Audit Requirements for Federal Awards* (Uniform Guidance). Our responsibilities under those standards and the Uniform Guidance are further described in the *Auditors' Responsibilities for the Audit of Compliance* section of our report.

We are required to be independent of University of Louisville and to meet our other ethical responsibilities, in accordance with relevant ethical requirements relating to our audit. We believe that the audit evidence we have obtained is sufficient and appropriate to provide a basis for our opinion on compliance for each major federal program. Our audit does not provide a legal determination of University of Louisville's compliance with the compliance requirements referred to above.

***Responsibilities of Management for Compliance***

Management is responsible for compliance with the requirements referred to above and for the design, implementation, and maintenance of effective internal control over compliance with the requirements of laws, statutes, regulations, rules and provisions of contracts or grant agreements applicable University of Louisville's federal programs.

### ***Auditors' Responsibilities for the Audit of Compliance***

Our objectives are to obtain reasonable assurance about whether material noncompliance with the compliance requirements referred to above occurred, whether due to fraud or error, and express an opinion on University of Louisville's compliance based on our audit. Reasonable assurance is a high level of assurance but is not absolute assurance and therefore is not a guarantee that an audit conducted in accordance with GAAS, *Government Auditing Standards*, and the Uniform Guidance will always detect material noncompliance when it exists. The risk of not detecting material noncompliance resulting from fraud is higher than for that resulting from error, as fraud may involve collusion, forgery, intentional omissions, misrepresentations, or the override of internal control. Noncompliance with the compliance requirements referred to above is considered material if there is a substantial likelihood that, individually or in the aggregate, it would influence the judgment made by a reasonable user of the report on compliance about University of Louisville's compliance with the requirements of each major federal program as a whole.

In performing an audit in accordance with GAAS, *Government Auditing Standards*, and the Uniform Guidance, we:

- exercise professional judgment and maintain professional skepticism throughout the audit.
- identify and assess the risks of material noncompliance, whether due to fraud or error, and design and perform audit procedures responsive to those risks. Such procedures include examining, on a test basis, evidence regarding University of Louisville's compliance with the compliance requirements referred to above and performing such other procedures as we considered necessary in the circumstances.
- obtain an understanding of University of Louisville's internal control over compliance relevant to the audit in order to design audit procedures that are appropriate in the circumstances and to test and report on internal control over compliance in accordance with the Uniform Guidance, but not for the purpose of expressing an opinion on the effectiveness of University of Louisville's internal control over compliance. Accordingly, no such opinion is expressed.

We are required to communicate with those charged with governance regarding, among other matters, the planned scope and timing of the audit and any significant deficiencies and material weaknesses in internal control over compliance that we identified during the audit.

### **Report on Internal Control Over Compliance**

*A deficiency in internal control over compliance* exists when the design or operation of a control over compliance does not allow management or employees, in the normal course of performing their assigned functions, to prevent, or detect and correct, noncompliance with a type of compliance requirement of a federal program on a timely basis. *A material weakness in internal control over compliance* is a deficiency, or a combination of deficiencies, in internal control over compliance, such that there is a reasonable possibility that material noncompliance with a type of compliance requirement of a federal program will not be prevented, or detected and corrected, on a timely basis. *A significant deficiency in internal control over compliance* is a deficiency, or a combination of deficiencies, in internal control over compliance with a type of compliance requirement of a federal program that is less severe than a material weakness in internal control over compliance, yet important enough to merit attention by those charged with governance.


Our consideration of internal control over compliance was for the limited purpose described in the *Auditors' Responsibilities for the Audit of Compliance* section above and was not designed to identify all deficiencies in internal control over compliance that might be material weaknesses or significant deficiencies in internal control over compliance. Given these limitations, during our audit we did not identify any deficiencies in internal control over compliance that we consider to be material weaknesses, as defined above. However, material weaknesses or significant deficiencies in internal control over compliance may exist that were not identified.

Our audit was not designed for the purpose of expressing an opinion on the effectiveness of internal control over compliance. Accordingly, no such opinion is expressed.

The purpose of this report on internal control over compliance is solely to describe the scope of our testing of internal control over compliance and the results of that testing based on the requirements of the Uniform Guidance. Accordingly, this report is not suitable for any other purpose.

**Report on Schedule of Expenditures of Federal Awards Required by the Uniform Guidance**

We have audited the financial statements of University of Louisville as of and for the year ended June 30, 2022, and have issued our report thereon dated October 31, 2022, which contained an unmodified opinion on those financial statements. Our audit was conducted for the purpose of forming opinions on the financial statements that collectively comprise the basic financial statements. The accompanying schedule of expenditures of federal awards is presented for purposes of additional analysis as required by the Uniform Guidance and is not a required part of the basic financial statements. Such information is the responsibility of management and was derived from and relates directly to the underlying accounting and other records used to prepare the basic financial statements. The information has been subjected to the auditing procedures applied in the audit of the basic financial statements and certain additional procedures, including comparing and reconciling such information directly to the underlying accounting and other records used to prepare the basic financial statements or to the basic financial statements themselves, and other additional procedures in accordance with auditing standards generally accepted in the United States of America. In our opinion, the schedule of expenditures of federal awards is fairly stated in all material respects in relation to the basic financial statements as a whole.



**CliftonLarsonAllen LLP**

St. Louis, Missouri  
March 9, 2023

**UNIVERSITY OF LOUISVILLE AND AFFILIATED CORPORATIONS  
SCHEDULE OF FINDINGS AND QUESTIONED COSTS  
YEAR ENDED JUNE 30, 2022**

---

**Section I – Summary of Auditors’ Results**

---

**Financial Statements**

1. Type of auditors’ report issued: Unmodified
2. Internal control over financial reporting:
- Material weakness(es) identified? \_\_\_\_\_ yes        x   no
  - Significant deficiency(ies) identified?   x   yes      \_\_\_\_\_ none reported
3. Noncompliance material to financial statements noted? \_\_\_\_\_ yes        x   no

**Federal Awards**

1. Internal control over major federal programs:
- Material weakness(es) identified? \_\_\_\_\_ yes        x   no
  - Significant deficiency(ies) identified? \_\_\_\_\_ yes        x   none reported
2. Type of auditors’ report issued on compliance for major federal programs: Unmodified
3. Any audit findings disclosed that are required to be reported in accordance with 2 CFR 200.516(a)? \_\_\_\_\_ yes        x   no

**Identification of Major Federal Programs**

<b>CFDA Number(s)</b>	<b>Name of Federal Program or Cluster</b>
Various	Student Financial Aid Cluster
84.425E 84.425F	HEERF Cluster: HEERF Student Aid Portion (COVID-19) HEERF Institutional Portion (COVID-19)

Dollar threshold used to distinguish between Type A and Type B programs: \$   3,000,000/750,000  

Auditee qualified as low-risk auditee?   x   yes      \_\_\_\_\_ no

**UNIVERSITY OF LOUISVILLE AND AFFILIATED CORPORATIONS  
SCHEDULE OF FINDINGS AND QUESTIONED COSTS (CONTINUED)  
YEAR ENDED JUNE 30, 2022**

---

***Section II – Financial Statement Findings***

---

**2022 – 001 Accounts Payable**

**Type of Finding:** Significant Deficiency in Internal Control over Financial Reporting

**Condition:** During the audit process, CLA noted that controls related to cutoff of accounts payable were not operating effectively. As a result, an audit adjusting entry was recorded to increase accounts payable, capital assets, and expenses by approximately \$3,014,000, \$1,810,000, and \$1,204,000, respectively.

**Criteria:** The University must have controls in place to ensure that accounts payable and accruals are properly cutoff at year-end.

**Effect:** Lack of controls in place to ensure cutoff of accounts payable and accruals may result in the preparation of the Financial Statements that inaccurately reflect the financial position of the University.

**Cause:** The University's controls were not operating effectively to be able to properly that accounts payable and accruals are properly cutoff at year-end.

**Repeat Finding:** No

**Recommendation:** Management should properly oversee controls currently in place to ensure accounts payable and accruals are properly cutoff at year-end.

**Views of responsible officials and planned corrective actions:** Search for unrecorded liabilities has historically been performed through the first week of August to align with a year-end close by mid-August. The oversight of identified payments were disbursed during the last week of review and the entry was missed. Going forward, the review process will be expanded to include individuals processing payables in the initial identification of appropriate invoices. This change in process will bring in direct knowledge of payables processed during the period and supplement the review by accounting personnel.

---

***Section III – Findings and Questioned Costs – Major Federal Programs***

---

Our audit did not disclose any matters required to be reported.



CLA (CliftonLarsonAllen LLP) is a network member of CLA Global. See [CLAGlobal.com/disclaimer](http://CLAGlobal.com/disclaimer). Investment advisory services are offered through CliftonLarsonAllen Wealth Advisors, LLC, an SEC-registered investment advisor.

**UNIVERSITY OF LOUISVILLE  
SUMMARY SCHEDULE OF PRIOR AUDIT FINDINGS  
YEAR ENDED JUNE 30, 2022**

United States Department of Education

University of Louisville respectfully submits the following summary schedule of prior audit findings for the year ended June 30, 2022.

Audit period: July 1, 2021 - June 30, 2022

The findings from the prior audit's schedule of findings and questioned costs are discussed below. The findings are numbered consistently with the numbers assigned in the prior year.

**FINDINGS—FINANCIAL STATEMENT AUDIT**

**2021-001 Audit Adjustments**

**Condition:** During the audit process, two material audit adjustments were recorded to increase revenue and expenses by approximately \$70,891,000, and to increase grants accounts receivable, decrease deferred revenues and increase bad debt expense by approximately \$6,957,000, \$5,050,000, and \$1,907,000, respectively.

**Status:** Corrective action was taken.

**FINDINGS— FEDERAL AWARD PROGRAMS AUDITS**

**2021-002 NSLDS Enrollment Reporting**

**Type of Finding:** Other Matters

**Condition:** During our testing, we noted 10 of 20 students where the student was not reported to NSLDS in a timely manner.

**Status:** Corrective action was taken.

**2021-003 Allowable Costs**

**Type of Finding:**

- Significant Deficiency in Internal Control over Compliance
- Other Matters

**Condition:** During our testing, we noted one of forty expenditures tested which was inaccurately charged to the federal grant.

**Status:** Corrective action was taken.

If the United States Department of Education has questions regarding this schedule, please call Beverly Santamouris at (502) 852-6272.

**UNIVERSITY OF LOUISVILLE  
CORRECTIVE ACTION PLAN  
YEAR ENDED JUNE 30, 2022**

U.S. Department of Education  
400 Washington Ave, SW  
Washington, D.C. 20202

University of Louisville respectfully submits the following corrective action plan for the year ended June 30, 2022.

Audit period: July 1, 2021 through June 30, 2022

The findings from the schedule of findings and questioned costs are discussed below. The findings are numbered consistently with the numbers assigned in the schedule.

**FINDINGS—FINANCIAL STATEMENT AUDIT**

**SIGNIFICANT DEFICIENCY**

2022-001      Accounts Payable

Recommendation: Management should properly oversee controls currently in place to ensure accounts payable and accruals are properly cutoff at year end.

Explanation of disagreement with audit finding: There is no disagreement with this audit finding.

Action planned/taken in response to finding: Search for unrecorded liabilities has historically been performed through the first week of August to align with a year-end close by mid-August. The oversight of identified payments were disbursed during the last week of review and the entry was missed. Going forward, the review process will be expanded to include individuals processing payables in the initial identification of appropriate invoices. This change in process will bring in direct knowledge of payables processed during the period and supplement the review by accounting personnel.

Name(s) of the contact person(s) responsible for corrective action: Beverly Santamouris

Planned completion date for corrective action plan: Completed November 2022

**FINDINGS—FEDERAL AWARD PROGRAMS AUDITS**

There were no federal award audit findings in the current year that require a corrective action plan.

If the U.S. Department of Education has questions regarding this plan, please call Beverly Santamouris at (502) 852-6272.